

**TITLE PAGE**  
**- Food Science of Animal Resources -**  
 Upload this completed form to website with submission

| ARTICLE INFORMATION  | Fill in information in each box below   |
|--|---|
| <b>Article Type</b>  | Research Article  |
| <b>Article Title</b>   | Physicochemical and sensory characteristics of hybrid flexitarian pork loin steak combined with different plant ingredients   |
| <b>Running Title (within 10 words)</b>   | Hybrid flexitarian pork loin steak combined with different plant ingredients  |
| <b>Author</b>  | AMM Nurul Alam <sup>1</sup> , Eun-Yeong Lee <sup>1</sup> , Md. Jakir Hossain <sup>1</sup> , So-Hee Kim <sup>1</sup> , Chan-Jin Kim <sup>1</sup> , Young-Hwa Hwang <sup>2</sup> , and Seon-Tea Joo <sup>12*</sup>  |
| <b>Affiliation</b>   | <sup>1</sup> Division of Applied Life Science (BK 21 Four), Gyeongsang National University, Jinju 52828, Korea<br><sup>2</sup> Institute of Agriculture & Life Science, Gyeongsang National University, Jinju 52828, Korea  |
| <b>Special remarks</b> – if authors have additional information to inform the editorial office   | † These authors contributed equally to this work.   |
| <b>ORCID (All authors must have ORCID)</b><br><a href="https://orcid.org">https://orcid.org</a>  | AMM Nurul Alam: <a href="https://orcid.org/0000-0003-3153-3718">https://orcid.org/0000-0003-3153-3718</a><br>Eun-Yeong Lee: <a href="https://orcid.org/0000-0002-3467-7349">https://orcid.org/0000-0002-3467-7349</a><br>Md. Jakir Hossain: <a href="https://orcid.org/0009-0008-7663-9202">https://orcid.org/0009-0008-7663-9202</a><br>So-Hee Kim <a href="https://orcid.org/0000-0003-3966-6160">https://orcid.org/0000-0003-3966-6160</a><br>Chan-Jin Kim, <a href="https://orcid.org/0000-0001-5020-6873">https://orcid.org/0000-0001-5020-6873</a><br>Young-Hwa Hwang: <a href="https://orcid.org/0000-0003-3687-3535">https://orcid.org/0000-0003-3687-3535</a><br>Seon-Tea Joo: <a href="https://orcid.org/0000-0002-5483-2828">https://orcid.org/0000-0002-5483-2828</a> |
| <b>Conflicts of interest</b><br>List any present or potential conflict s of interest for all authors.<br>(This field may be published.)  | The authors declare no potential conflict of interest.  |
| <b>Acknowledgements</b><br>State funding sources (grants, funding sources, equipment, and supplies).<br>Include name and number of grant if available.<br>(This field may be published.) | This research was supported by a National Research Foundation of Korea (NRF) grant funded by the Korean government (MSIT) (No. 2020R111A2069379 & 2023R1A2C1004867).  |
| <b>Author contributions</b><br>(This field may be published.)  | Conceptualization: AMMNA, STJoo<br>Writing - original draft: AMMNA<br>Writing - review & editing: AMMNA, EYL, JH, SHK, CJK, YHH, STJoo  |
| <b>Ethics approval (IRB/IACUC)</b><br>(This field may be published.)   | This article does not require IRB/IACUC approval because there are no human and animal participants.  |

**CORRESPONDING AUTHOR CONTACT INFORMATION**

| For the <b>corresponding author (responsible for correspondence, proofreading, and reprints)</b> | Fill in information in each box below                |
|--|--|
| First name, middle initial, last name  | Seon-Tea Joo   |
| Email address – this is where your proofs will be sent   | <a href="mailto:stjoo@gnu.ac.kr">stjoo@gnu.ac.kr</a> |
| Secondary Email address  |  |

|                     |  |
|---------------------|--|
| Postal address      | Division of Applied Life Science (BK21 Four), Gyeongsang National University, Jinju 52828, Korea |
| Cell phone number   |  |
| Office phone number | +82-55-772-1943  |
| Fax number          | +82-55-772-1949  |

ACCEPTED

# Physicochemical and sensory characteristics of hybrid flexitarian pork loin steak combined with different plant ingredients

## Abstract

This study intended to assess the impacts of the following plant ingredients as treatment named 2.5% alginate paste (TAG), carrot (TRC), red cabbage (TCA), Chickpea (*Cicer arietinum*) (TCP), and included in pork loin meat to produce hybrid meat steak (HBM) to provide healthy meat products suitable for the flexitarian consumers. Plant ingredients were added to the treatment groups at 30%. Results illustrate that HBM steaks had higher ( $p < 0.05$ ) moisture content than HBM steaks. In raw HBM steaks an increased ( $p < 0.05$ ) pH, lightness (CIE L\*), and redness (CIE a\*) than pork steak. Pork steak and TCP demonstrated the highest ( $p < 0.05$ ) cooking loss (CL) followed by TRC, TCA, and TAG, whereas, TRC and TCA had higher ( $p < 0.05$ ) releasing water content (RW) followed by pork, TCP, and TAG. HBM steaks demonstrated a lower ( $p < 0.05$ ) Warner-Bratzler shear force (WBSF) value than pork steaks. According to the sensory panel Pork steak and TAG had overall higher acceptance ( $p < 0.05$ ) followed by TRC, TCP, and least for TCA, which was suggested as especially suitable for the elderly or kids. The electronic tongue system (ETS) revealed higher ( $p < 0.05$ ) umami intensity and bitterness in HBM steaks than in pork steak. The richness value was higher in pork steak followed by TAG, TCP, and TRC, and lowest in TCA. Therefore, the current study demonstrated that plant ingredients can successfully be incorporated into pork loin to make suitable flexitarian steak to keep eating meat but in a lower concentration.

Keywords: Hybrid meat, Flexitarian steak, Plant ingredients, Physicochemical, Sensory.

## Introduction

Consumers are attracted to meat products because of their distinct flavor, texture, and nutritional benefits (Cardona et al., 2023). Due to technological advancements, meat consumption is more integrated into people's everyday diets. According to the OECD and FAO (2021), global meat protein consumption is projected to increase by almost 14% in the next ten years, primarily due to rising income and population growth. The increasing demand is closely connected to a variety of obstacles, including public health and environmental challenges, as well as concerns regarding animal welfare and ethical integrity. But considering these issues, it is difficult to completely stop

meat consumption by meat lovers, as it would be challenging because many derive pleasure from consuming meat and hold the belief that it offers significant nutritional advantages (Dagevos 2021). There are alternative options under development like cultured meat (CM) (Post et al., 2020), hybrid cultured meat (HCM) (Alam et al., 2024), hybrid meat (HM) (Baune et al., 2023), plant based meat (PBM) (Kumari et al., 2023), restructured meat (RM) (Samad et al., 2024) etc. to address meat related health and environmental consequences.

A sustainable approach for meat lovers could be the hybrid flexitarian meat diet as the most exemplary model of a planetary healthy diet. The adoption of a flexible diet that reduces meat consumption, commonly referred to as 'flexitarianism', is expected to facilitate weight loss and provide metabolic health advantages such as the decreased risk of diabetes and lower blood pressure (Derbyshire, 2017). This can be achieved by embracing a diet rich in plant ingredients with a moderate intake of animal protein sources including beef, lamb, pork, chicken, poultry, eggs, and fish (Eat-Lancet, 2019). Flexitarian eaters reduce the quantity of meat portions while increasing their intake of plant-based proteins and other vegetables (Kemper & White, 2021). Hybrid meat (HBM) flexitarian diet could be a promising solution for many consumers as a means to reduce their carbon footprint and look after their health (Veganz, 2020). Health plays a significant role in motivating consumption (Kemper & White, 2021) and reducing meat intake is associated with perceived benefits such as weight control, reduced saturated fat, and illness prevention (Cheah et al., 2020).

HBM is likely to be associated with the flexitarian consumers and provide as a compelling option for flexitarians seeking to decrease their meat intake (Profeta et al., 2021). HBM could be a reformulated meat product option to contain reduced levels of fat, sodium, and additives, while also being enriched with functional ingredients like dietary fiber and bioactive compounds (de Paglarini et al., 2019; Souza et al., 2019). The incorporation of dietary fiber into meat products is crucial due to the absence of this component in meat, despite its exceptional nutritional profile (Das et al., 2020). The reformulation of meat products with the inclusion of dietary fiber becomes crucial as meat, despite its good nutritional content, is not considered a source of this nutrient (Das et al., 2020). Hybrid meat products are a beneficial approach of integrating plant proteins into conventional meat recipes, given the current market emphasis on partially reducing the amount of red meat used. In addition to enhancing nutrition, the inclusion of dietary fibers in the formulations can result in cost reduction, provided that they effectively substitute lean meat and animal fat

(Mehta et al., 2015).

Several studies with HBM products have examined use of varying levels of plant ingredients, such as, oat fiber (Souza et al., 2019), pea protein (Pietrasik & Soladoye, 2021), extruded pea protein (Broucke et al., 2022) etc. HBM products can be efficiently prepared with combined use of multiple ingredients, such an effort was taken to produce HBM pork meatballs, replacing 70% meat with extruded pea, sunflower, and pumpkin proteins (Baune et al., 2021). Carrot has been tried as dietary fiber in restructured dry fermented sausage up to 12% and results suggested an optimum value around 5% to maintain physicochemical and textural parameters (Eim et al., 2013), but further study is required regarding the inclusion level. Carrot is known as a beneficial vegetable and enhanced the nutritional and health properties of reconstructed beef hamburger when included at 6% levels (Soncu et al., 2015). Similar studies recognized carrot juice to enhance safety characteristics and well received during sensory panel at an inclusion level of about 20% (Badr et al., 2011). Plant fibers (fermented spinach extract) were utilized as a meat substitute to enhance bacterial count in cured pork loins (Kim et al., 2017). Addition of spinach powder treatment found to enhance the oxidative quality of beef fermented sausage (sucuk) in a different study by inhibit the formation of thiobarbituric acid (Palamutoglu et al., 2018). Plant proteins are commonly used ingredients in HBM or RM products. Chicken sausages made successfully contained a blend of soy protein isolate, gluten and chickpea flour replacing 40% of meat (Kamani et al., 2019). Replacing large amounts of meat in HBM products sometimes found to have negative sensory characteristics in respect of flavor and texture (Argel et al., 2022; Chandler et al., 2022), so the ideal inclusion level of plant ingredients needs continuous further study.

Considering these relevant aspects, this study aimed to evaluate the effects of dietary plant ingredients (red cabbage, carrot, yellow pea and alginate) on the physicochemical and sensory properties of HBM pork loin steak. In addition, create a delicious and nutritious flexitarian HBM product to reduce their meat consumption and have a minimal environmental carbon footprint.

## **Materials and methods**

### **Materials, experimental design, and processing of meat steaks**

The first step of this study aimed to select plant ingredients to apply in HBM steaks according to their technological and sensory properties. To achieve this objective, the experimental design is presented in Table 1 showing four formulations of the meat steaks performed by pork as control and four treatment formulations with 30% plant ingredients: 2.5% alginate paste, red cabbage, carrot, chickpea and (named TAG, TRC, TCA, and TCP respectively). Pork loin meat, red cabbage, carrot, yellow pea, salt, and spices were purchased from a local supermarket shop in Jinju, Republic of Korea. Sodium alginate derived from brown algae was purchased from Sigma Aldrich, Republic of Korea. The chickpea was soaked in water for 24 h before use. Soaked chickpea was made into paste with a food mixer (Philips Mini Blender HR2602/10). Carrot and cabbage were cut into small pieces and made into paste with the same food mixer. For making the TAG, 2.5 g of sodium alginate powder was slowly added to 100 ml double distilled water in a glass beaker put on a stirrer until the thick paste is formed. All these pastes were kept at 0-2°C till making the steaks.

The Pork loin meat was cleaned to remove fat and minced using an electric meat grinder (KitchenAid, St. Joseph, Michigan, USA) and gradually the ingredients were mixed in the following order: sodium chloride, and ice were mixed for 1 min, then black pepper was added and mixed for 2 min. Finally, the treatment ingredients were mixed properly as per the formulation in table 1 for the last 2 min (completing the processing time of 7 min). pork steak and HBM steaks were formed in a dimension of 6 cm L X 4cm W X 1cm D with an average weight of 50g in triplicates.

The formed raw steaks were kept at -20°C for 2 h to conform to firmness. Individual steaks were fried with sunflower oil in a frying pan at 180°C until the internal temperature of the samples reached 80°C (approximately 15 min) before served to the sensory panel.

## Analyzing moisture content

The moisture content was determined following the standard of AOAC (2002). Approximately  $2\pm 0.05$  g sample in triplicate was dried on an aluminum dish at  $105^{\circ}\text{C}$  for 16 h using an automatic oven (BioFree, BF-150C, Buchen, Korea), transferred to a desiccator, and calculated using the following formula.

## Determination of pH

$$\text{Moisture (\%)} = \frac{\text{Sample weight before drying} - \text{Sample weight after drying}}{\text{Sample weight before drying}} \times 100\%$$

A digital pH meter (Orion Star™ A211 Benchtop pH Meter, Thermo Fisher Scientific Solutions LLC, USA) was applied to evaluate the pH of the steaks triplicate. The probe was calibrated at  $25^{\circ}\text{C}$  with calibration solutions at pH values of 7.00, 4.01, and 9.99 prior taking the readings. Approximately  $3\pm 0.05$  g of control and each treatment sample was mixed with 27 mL of deionized water and then homogenized (IKA T25 ULTRA-TURAX, IKA-Werke, Staufen, Germany) for 30 sec.

## Color measurements

Color parameters of the steaks were evaluated in triplicate using a colorimeter (Konica Minolta CR-300, Osaka, Japan). The colorimeter was standardized before taking readings with a white plate ( $Y=93.5$ ,  $X=0.3132$ ,  $y=0.3198$ ) before measuring CIE  $L^*$ , CIE  $a^*$ , and CIE  $b^*$  at three different areas (center and edges) of the steaks.

## Determination of Releasing water content

Releasing water content (RW)% was evaluated in control and treatment steak samples in triplicate following the methodology of Joo et al. (2002). HBM steak sample weighing approximately  $3\pm 0.05$  g was placed on a filter paper (Whatman No. 1) with a diameter of 11 cm. The filter paper was covered with two thin plastic films sheets. The meat samples were sandwiched between Plexiglass plates, with filter paper and plastic film sheet, and subjected to a constant pressure of 2.5 kg for 5 min to facilitate water release. Finally, the percentage of RW was calculated as follows:

$$RW(\%) = \frac{\text{Damp filter paper and plastic film weight} - \text{Filter paper and plastic film weight}}{\text{Meat sample weight}} \times 100$$

### **Analysis of Crude fat content**

Crude fat (CF) content of the samples were determined by applying a modified method of Folch et al. (1957). For CF extraction approximately,  $3 \pm 0.05$  g of homogenized steak sample treated with 30 mL of Folch solution (chloroform: methanol=2: 1, v/v). The homogenized samples were then going through filtration (Whatman no.1 filter paper). Later 8 mL of NaCl (0.88%) was added in the filtrate and then vortexed for proper mixing. A resting period of 12 h was applied and then the top layer was removed with aspirator machine having vacuum pressure with a glass pipette. Afterwards, the left bottom layer was transferred to pre-weighed aluminum dish to dry at  $50^\circ\text{C}$  in a hot air oven. Finally, the CF content was measured using the weight differences of both empty and dried aluminum dishes and calculating with the following formula.

### **Cooking loss determination**

The cooking loss (CL) of the steak samples was assessed in triplicate by measuring the percentage

$$\text{Crude Fat (\%)} = \frac{(\text{Dry dish} - \text{Empty dish}) \times (\text{Height/Take})}{\text{Sample}} \times 100$$

of weight loss. This was done by placing the steak sample weighing approximately  $25 \pm 0.05$  g and measuring 1.5 cm in thickness, in a poly zipper bag. The samples were then heated in a water bath at a temperature of  $75^\circ\text{C}$  for 30 min. Subsequently, the samples were allowed to cool to ambient temperature and held for 30 min to remove any excess moisture from the surface. The Calculation was performed according to the following formula.

### **Textural properties determination**

$$\text{Cooking loss (\%)} = \frac{\text{Weight of the sample before cooking} - \text{Weight of the sample after cooking}}{\text{Weight of the sample before cooking}} \times 100\%$$

The same samples from CL were subjected to the determination of shear force value (WBSF,  $\text{kg}/\text{cm}^2$ ). For this, an Instron Universal Testing Machine (Model 3343, Instron, Norwood, MA, USA) with a V-shaped shear blade was used and measurements were taken in triplicate. The sample was cut to a size of Width 0.5 cm  $\times$  Length 4.0 cm (about  $2.0 \text{ cm}^2$ ) before proceeding to



measure the shear forces. The crosshead speed was set at 100 mm/min. The maximum scale load was 50 kg.

### **Visible appearance**

The visual characteristics of cooked and uncooked steaks were evaluated according to method of Wi et al. (2020). The physical visuals were captured using a digital camera (Canon EOS 700D) and the textural differences were noted.

### **Sensory evaluation**

A trained panel of twelve researchers from the Department of Animal Sciences at Gyeongsang National University, Republic of Korea were recruited to assess the sensory characteristics. The selection of panelists was conducted in accordance with Lawless and Heymann (1999), adopted by Choi et al. (2014). HBM samples were made like cubes by cutting 2 cm in all three dimensions, assigned with a random coding serial, and served on a Pyrex® glass container. Before sensory evaluation, the samples were kept in rest for 30 min at room temperature. The panel assessed each treatment three times under fluorescent illumination. The panel members were given drinking water to clean their mouths to remove previous samples between each sensory evaluation, along with the samples. The sensory attributes of cooked steaks were evaluated using a 1–9-point hedonic scale for different parameters in terms of flavor, juiciness, tenderness, chewiness, and overall acceptance. On a 9-point hedonic scale, the assessment criteria were as follows (1 = extreme dislike, 9 = extreme like). The approved consent procedure for sensory evaluation is Institutional Review Board (IRB): GIRB-G21-Y-0059. The signed consent from all the panelists was taken before the sensory evaluation.

### **Electronic tongue analysis**

Electronic tongue analysis of the samples was conducted using an electronic tongue system (ETS) (INSENT SA402B Electric Sensing System, Insent, Tokyo, Japan) following the method developed by Ismail et al. (2020). The ETS system primarily comprised of sensor arrays, electrodes, data analysis software, and specialized artificial lipid membranes. The ETS has the ability to differentiate between five distinct flavors based on their flavor identification characteristics. Each

measured parameter was examined once all membranes were stabilized in a standard meat taste solution (SMT). The SMT solution consisted of 0.01% lactic acid for sourness, 0.25% monosodium glutamate for umami, 0.0005% quinine hydrochloride for bitterness, 0.55% sodium chloride for saltiness, and 0.8% sucrose (sweetness). Approximately,  $100 \pm 0.5$  g of sample was combined with 400 mL of hot double distilled water ( $95^{\circ}\text{C}$ ; 20 min). The mixture solution was centrifuged for 15 min at  $1,000 \times g$ , and the sediment was collected by filtering and preserved at  $-70^{\circ}\text{C}$  for subsequent examination.

## **Statistical analysis**

The perceived data underwent statistical analysis using one-way analysis of variance (ANOVA) using SAS 9.4 (SAS Institute Inc., Cary, NC, USA). Duncan's test was performed for multiple mean comparisons. A complete randomized design was utilized for statistical analysis. Results are expressed as least square mean values of three independent replications and SE used in case of the error terms. A p-value of  $\leq 5\%$  was considered significant. For Principal component analysis (PCA), the data were arranged by putting the treatments in rows and all variables in different columns using Metaboanalyst 6.0 software; the score plot exhibited the separation of the principal components based on the treatment effect and the biplot displayed the individual concentration correlation and normal distribution to confirm their suitability for PCA analysis.

## **Results and discussion**

### **HBM Steak pH and color parameters**

The color and pH values obtained from the control and HBM steaks are given in Table 2. Significantly ( $p < 0.05$ ) lower pH (5.75) of control (pork steak) was observed in the raw form compared to the HBM steaks (5.79-5.94). But after cooking pork steak pH (5.97) was higher ( $p < 0.05$ ) and in the case of HBM steaks pH (5.67-5.85) decreased ( $p < 0.05$ ). The high pH in the raw HBM steaks could be due to the natural alkaline state of plant ingredients (pH 5.66-5.84) as opposite to pork meat (Kamani et al., 2019). Additionally, the reduction pH value of pork steak could be generated from postmortem glycolytic changes which is a common phenomenon in meat (Chauhan et al., 2019). In previous research utilizing chicken sausage has demonstrated a consistent increase in pH values when partially or fully substituted with plant ingredients with is

consistent with present study findings (Kamani et al., 2019).

Similarly, like pH and colorimetric measurements are interrelated and in this study the inclusion of plant ingredients in HBM steaks TAG, TRC, TCP significantly ( $p < 0.05$ ) increased lightness ( $L^*$ ) than pork steak. For TCA lightness was less due to natural purple color. The redness ( $a^*$ ) values differ ( $p < 0.05$ ) between the treatments and in TCP it was lower may be due to the yellow color of the chickpea. Nevertheless, the pork steaks as control may had a higher degree of myoglobin denaturation, as seen by the diminished  $a^*$  value during the cooking process. Similarly, water can induce greater light reflection, thereby contributing to the current study scenario of significantly ( $p < 0.05$ ) higher lightness in HBM steaks as compared to control as supported by Akesowan (2010), who observed similar results to the current findings, with a trend towards decreased  $L^*$  values and increased  $b^*$  values in pork patties that were treated with soy protein. Furthermore, the integration of variable colors of plant ingredients like purple color of cabbage, red color of carrot and yellowish color of chick peas can remarkably responsible for the significant ( $p < 0.05$ ) color variation of the HBM steaks. The increased  $b^*$  values resulting in more yellowness of the HBM steaks can be associated with the high moisture and light base colors of the plant ingredients. Prior research has determined that the yellowish-brown tint has an impact on the overall quality of the end product (Kyriakopoulou et al., 2019).

### **Moisture, cooking loss and releasing water content**

Table 3 illustrates the additional physicochemical properties like Moisture, CL and RW for HBM steaks and control. In the current study, pork steak had lower ( $p < 0.05$ ) moisture content (71.12%) followed by higher moisture (72.48-74.76%) in TAG, TRC, TCA and TPC. Pork loin steak moisture content was similar to Lee et al., (2016). This was supported by the study from Patel et al., (2022), where the addition of plant ingredient carrot was found to significantly in moisture% with increasing inclusion level. Pork steak demonstrated elevated ( $p < 0.05$ ) level of CL due to denaturation of connective tissue and fluid, especially moisture and fat loss followed by other HBM steaks steak except TAG, due to substituted with plant protein remarkably. As alginate is known to have high binding ability (Kang et al., 2020), TAG steaks had the lowest CL and RW. Prior research has suggested that incorporating dietary fiber and meat proteins into food preparations can potentially minimize the extent of CL and weight loss that occurs during the cooking process (Johnson 2022; Samard and Ryu, 2019). TRC and TCA showed higher ( $p < 0.05$ )

RW followed by pork steak, TCP and TAG. The reduced fat content in plant protein allows the protein to readily attach to the water molecules, leading to an increase in RW (Johnson 2022) as observed in TRC and TCA. TAG and TCP might have lower RW due to better binding ability.

### **Shear force value**

Figure 2 illustrates the WBSF shear force values of the pork steak and HBM steaks. WBSF values demonstrated that HBM steaks exhibited lower ( $p < 0.05$ ) toughness compared to pork steak, but in case of TAG it was closer to pork steak, may be due to strong binding ability (Kang et al., 2020). The increased hardness in pork steak was anticipated as a result of the denaturation of muscle proteins, leading to greater values of WBSF shear force in the meat, finally resulting in tougher meat (Ismail et al., 2019). The relatively less tough textural properties of plant ingredients in HBM steaks significantly affected their shear force values. The WBSF of plant ingredients-based meat products has shown similar lower shear force value in chicken meat in other studies (Wang et al., 2023). The outcomes of the present investigation align with those of Danowska-Oziewicz (2014), who likewise observed reduced WBSF values in products made with soy protein isolate compared to whole pork patties.

### **Crude fat content**

The crude fat content in HBM steaks possibly due to the plant ingredients having usually low-fat content. Figure 3 demonstrates that the CF of control and TAG steaks are significantly ( $p > 0.05$ ) higher than the other HBM steaks. This is usual for pork as it is usually containing more fat (Hoa et al., 2021) and for TAG higher fat content could be due to better binding ability of sodium alginate (Kang et al., 2020), which may bind the fat better than other ingredients. Other HBM steaks had lower CF content, but did not have significant difference between them. In previous studies similar lower fat content was found in meatballs having plant ingredients like red lentil (Rohmah et al., 2023). This study's lower fat content in HBM steaks is due to the addition of plant ingredients as found in studies by Chan et al., (2019).

## **Physical appearance of HBM steaks compared to pork steak**

Visual physical appearance of HBM steaks compared to pork steak are shown in figure 4. There was no notable difference on the external and internal appearance of pork steak and HBM steaks. Nevertheless, control (pork steak), TAG, TCP had similar kind of less porous and rough structures before and after cooking. On the other hand, TRC and TCA had slightly porous and rough structure after cooking and this can be explained by the high fiber content in red cabbage and carrot. In overall observation all ingredients showed better mixing ability with pork meat. Prior research has determined that the primary disadvantage of utilizing plant-based materials such as textured vegetable protein in the formation of patties with a resulting granular surface (Bakhsh et al., 2021). However, it was observed in the same study that both the exterior and interior appearance of all patties became more uniform and cohesive as the concentration of meat was raised. However, it was, which was absent here and made the plant ingredients promising for HBM product manufacturing. More research is needed on the evaluation of different plant-based ingredients for inclusion in HBM formulations for development of suitable products for flexitarian consumers.

## **Sensory evaluation**

The results of general cooked sensory traits of pork and HBM steaks are shown in Figure 5. The detailed values are given in supplementary table 1 for further reading. The flavor found better ( $p>0.05$ ) in Pork and TCA than other HBM samples. TRC and TCA had higher ( $p>0.05$ ) score for juiciness other treatments. The tenderness was better ( $p>0.05$ ) in TAG and TCP than in control and other treatments. The pork steak and TAG felt slightly harder ( $p>0.05$ ) during chewing than other treatments. The overall score was the higher ( $p>0.05$ ) for pork steak and TAG followed by TRC and TCP. In case of TCA overall acceptance score was lower ( $p>0.05$ ). Sensory panel commented TCA could be an ideal formulation for kids. The variability of HBM steaks as compared to control could be due to the inclusion of plant ingredients (Bakhsh et al., 2021; Wi et al., 2020). The positive outcome of this study was, none of the panelist detected any presence of beany essence in the current investigation.

## Electronic tongue

The results from ETS are illustrated in Figure 6. The results revealed that except TAG other samples had negative sourness values. Bitterness value was lowest ( $p>0.05$ ) in pork and plant ingredients shows higher ( $p>0.05$ ) bitterness. Umami characteristics were found higher ( $p>0.05$ ) in TCA followed by TCP, TRC, TAG and pork steak. Richness value for pork steak was higher ( $p>0.05$ ) followed by TAG, TCP, TRC and lowest in TCA. Higher bitterness in TCA could be due to the natural off flavor and taste that persist in cabbages. Overall Umami and bitterness characteristics were higher in HBM steaks and this may be due to volatile chemicals typically present in plant ingredients and those may contribute to a variety of smells and aromas (Asgar et al., 2010). Therefore, a diverse range of spices and herbs, including those commonly used in meat processing, are used to imitate the flavors found in processed meat. Nevertheless, A lingering taste can still be discerned in numerous plant-based substitutes. The presence of a distinct smell. Commonly associated with beans, is believed to be caused by secondary lipid oxidation products or derivatives (Boatright and Lu, 2007). The natural presence of saponins and isoflavones contribute to the bitter and astringent tastes. These characteristics may pose a challenge to the use of soy derived protein as a primary ingredient of meat alternatives (Boatright and Lu, 2007).

## Principal component analysis

Briefly, to explain the association of physicochemical parameters of pork and HBM steaks, all data were used for principal component analysis (PCA), which demonstrated the difference between the control and HBM steaks. Fig. 7 (a and b) displays the score plot and biplots for the discrimination of the pork steak and HBM steaks based on the analyzed variables. The PC1 and PC2 of the analyzed data comprised 62.6% (17.7% and 44.9%) of the total variance, effectively demonstrating the association of plant ingredients in different HBM steaks. Moreover, the TRC and TCA. clustered (Fig. 7a) as a demonstration of differentiation from Pork steak, TAG and TCP. The biplot (Fig. 7b) describes the gross visualization of the PCA score and loading plots. The cooked and raw samples in terms of pH and lightness were highly correlated. Thus, the principal component analysis aids understanding of different clusters based on the variances and quality parameters involved in the separation of pork steak and HBM steaks directly correlated with the moisture, pH, color, CL, RW and shear force.

## **Conclusion**

Physicochemical characteristics of the HBM demonstrated elevated pH levels and decreased levels of lightness and redness. Additionally, the HBM showed lower fat content and softer texture compared to pork steak. Pork steak, however, demonstrated increased level of toughness and reduced RW in comparison to the HBM steaks. The favorable treatment for HTBP was added with TAG, TCA and TCP which produced better sensory qualities such as attractive colors and denser textures. Moreover, TAG and TCP had better physicochemical profile compared to pork steak and additionally higher scores in sensory evaluation. HBM steaks with plant ingredients like alginate, chickpea, carrot could be healthy meat-based products having low-fat content. Therefore, in order to produce a quality HBM suitable for flexitarian consumers of pork plant-based protein ingredients are promising, but need further study to evaluate usage percentage and detailed nutritional profile like secondary metabolites to assess the functional qualities.

## **Conflicts of Interest**

The authors declare that they have no conflicts of interest.

## **Acknowledgment**

This research was supported by a National Research Foundation of Korea (NRF) grant funded by the Korean government (MSIT) (No. 2020R1I1A2069379 & 2023R1A2C1004867).

## **Author Contributions:**

Conceptualization: AMM Nurul Alam and Seon-Tea Joo. Writing-original draft: AMM Nurul Alam; Writing-review and editing: Eun-Yeong Lee, Md. Jakir Hossain, So-Hee Kim, Chan-Jin Kim, Young-Hwa Hwang, and Seon-Tea Joo

## References

1. Akesowan A. 2010. Quality characteristics of light pork burgers fortified with soy protein isolate. *Food Sci Biotechnol* 19:1143-1149. <https://doi.org/10.1007/s10068-010-0163-2>
2. Alam, A. N., Kim, C.-J., Kim, S.-H., Kumari, S., Lee, S.-Y., Hwang, Y.-H., & Joo, S.-T. (2024). Trends in Hybrid Cultured Meat Manufacturing Technology to Improve Sensory Characteristics. *Food Sci Anim Res* 44(1), 39. <https://doi.org/10.5851/kosfa.2023.e76>
3. AOAC. 2002. Official methods of analysis. 16th ed. Association of Official Analytical Chemists, Gaithersburg, MD, USA.
4. Argel NS, Lorenzo G, Domínguez R, Fraqueza MJ, Fernández-López J, Sosa ME, Campagnol PC, Lorenzo JM, Andrés SC. Hybrid meat products: incorporation of white bean flour in lean pork burgers. *Applied Sciences*. 2022 Jul 27;12(15):7571. <https://doi.org/10.3390/app12157571>
5. Asgar MA, Fazilah A, Huda N, Bhat R, Karim AA. 2010. Nonmeat protein alternatives as meat extenders and meat analogs. *Compr Rev Food Sci Food Saf* 9:513-529. <https://doi.org/10.1111/j.1541-4337.2010.00124.x>
6. Badr HM, Mahmoud KA. 2011. Antioxidant activity of carrot juice in gamma irradiated beef sausage during refrigerated and frozen storage. *Food Chem* 127(3):1119-30. <https://doi.org/10.1016/j.foodchem.2011.01.113>
7. Bakhsh A, Lee SJ, Lee EY, Sabikun N, Hwang YH, Joo ST. 2021. A novel approach for tuning the physicochemical, textural, and sensory characteristics of plant-based meat analogs with different levels of methylcellulose concentration. *Foods* 10:560. <https://doi.org/10.3390/foods10030560>



8. Baune MC, Jeske AL, Profeta A, Smetana S, Broucke K, Van Royen G, Gibis M, Weiss J, Terjung N. 2021. Effect of plant protein extrudates on hybrid meatballs—Changes in nutritional composition and sustainability. *Fut Foods* 4:100081. <https://doi.org/10.1016/j.fufo.2021.100081>
9. Boatright WL, Lu G. 2007. Hexanal synthesis in isolated soy proteins. *J Am Oil Chem Soc* 84:249-257. <https://doi.org/10.1007/s11746-007-1036-6>
10. Broucke K, Van Poucke C, Duquenne B, De Witte B, Baune MC, Lammers V, Terjung N, Ebert S, Gibis M, Weiss J, Van Royen G. 2022. Ability of (extruded) pea protein products to partially replace pork meat in emulsified cooked sausages. *Innov Food Sci Emerg Technol* 78:102992. <https://doi.org/10.1016/j.ifset.2022.102992>
11. Cardona M, I. D., Barat JM, Fernández-Segovia I. (2023). Intrinsic and extrinsic attributes that influence choice of meat and meat products: techniques used in their identification. *European Food Research and Technology*, 249(10), 2485-2514. <https://doi.org/10.1007/s00217-023-04301-1>
12. Chan E, Masatcioglu TM, Koksel F. 2019. Effects of different blowing agents on physical properties of extruded puffed snacks made from yellow pea and red lentil flours. *J Food Process Eng* 42(3):e12989. <https://doi.org/10.1111/jfpe.1298>
13. Chandler SL, McSweeney MB. Characterizing the properties of hybrid meat burgers made with pulses and chicken. *International Journal of Gastronomy and Food Science*. 2022 Mar 1; 27:100492. <https://doi.org/10.1016/j.ijgfs.2022.100492>
14. Chauhan SS, Lemaster MN, Clark DL, Foster MK, Miller CE, England EM. 2019. Glycolysis and pH decline terminate prematurely in oxidative muscles despite the presence of excess glycogen. *Meat Muscle Biol* 3:254-264. <https://doi.org/10.22175/mmb2019.02.0006>

15. Cheah I, Shimul AS, Liang J, Phau I. 2020. Drivers and barriers toward reducing meat consumption. *Appetite* 149:104636. <https://doi.org/10.1016/j.appet.2020.104636>
16. Choi YS, Kim HW, Hwang KE, Song DH, Choi JH, Lee MA, Chung HJ, Kim CJ. 2014. Physicochemical properties and sensory characteristics of reduced-fat frankfurters with pork back fat replaced by dietary fiber extracted from makgeolli lees. *Meat Sci* 96(2):892-900. <https://doi.org/10.1016/j.meatsci.2013.08.033>
17. Dagevos H. 2021. Finding flexitarians: Current studies on meat eaters and meat reducers. *Trends Food Sci Technol* 114:530-9. <https://doi.org/10.1016/j.tifs.2021.06.021>
18. Danowska-Oziewicz M. 2014. Effect of soy protein isolate on physicochemical properties, lipid oxidation and sensory quality of low-fat pork patties stored in vacuum, map and frozen state. *J Food Process Preserv* 38:641-654. <https://doi.org/10.1111/jfpp.12014>
19. Das AK, Nanda PK, Madane P, Biswas S, Das A, Zhang W, Lorenzo JM. 2020. A comprehensive review on antioxidant dietary fibre enriched meat-based functional foods. *Trends Food Sci Technol* 99:323-36. <https://doi.org/10.1016/j.tifs.2020.03.010>
20. de Paglarini, C. S., de Furtado, G. F., Honorio, A. R., Mokarzel, L., da Vidal, V. A. S., Ribeiro, A. P. B., Cunha, R. L., & Pollonio, M. A. R. (2019). Functional emulsion gels as pork back fat replacers in Bologna sausage. *Food Structure*, 20. <https://doi.org/10.1016/j.foostr.2019.100105>
21. Derbyshire EJ. 2017. Flexitarian diets and health: a review of the evidence-based literature. *Front Nutr* 6; 3:55. <https://doi.org/10.3389/fnut.2016.00055>
22. Eim VS, Simal S, Rosselló C, Femenia A, Bon J. 2013. Optimisation of the addition of carrot dietary fibre to a dry fermented sausage (sobrassada) using artificial neural networks. *Meat Sci* 94(3):341-8. <https://doi.org/10.1016/j.meatsci.2013.02.009>.

23. Folch J, Lees M, Sloane Stanley GH. 1957. A simple method for the isolation and purification of total lipides from animal tissues. *J Biol Chem* 226:497-509. [https://doi.org/10.1016/S0021-9258\(18\)64849-5](https://doi.org/10.1016/S0021-9258(18)64849-5)
24. Grasso S, Jaworska S. 2020. Part meat and part plant: Are hybrid meat products fad or future?. *Foods* 17; 9(12):1888. <https://doi.org/10.3390/foods9121888>
25. Hoa VB, Seol KH, Seo HW, Seong PN, Kang SM, Kim YS, Moon SS, Kim JH, Cho SH. 2021. Meat quality characteristics of pork bellies in relation to fat level. *Animal biosci* 34(10):1663. <https://doi.org/10.5713/ab.20.0612>
26. Ismail I, Hwang YH, Joo ST. 2019. Interventions of two-stage thermal sous-vide cooking on the toughness of beef semitendinosus. *Meat Sci* 157:107882. <https://doi.org/10.1016/j.meatsci.2019.107882>
27. Ismail I, Hwang YH, Joo ST. 2020. Low-temperature and long-time heating regimes on non-volatile compound and taste traits of beef assessed by the electronic tongue system. *Food chem* 320:126656. <https://doi.org/10.1016/j.foodchem.2020.126656>
28. Johnson JA. 2022. Physical and Chemical Effects of Carrot Fiber as a Binder in Cooked Sausage (Doctoral dissertation, Tarleton State University).
29. Joo ST, Lee JI, Ha YL, Park GB. 2002. Effects of dietary conjugated linoleic acid on fatty acid composition, lipid oxidation, color, and water-holding capacity of pork loin. *J Anim Sci* 80:108-112. <https://doi.org/10.2527/2002.801108x>
30. Kamani MH, Meera MS, Bhaskar N, Modi VK. Partial and total replacement of meat by plant-based proteins in chicken sausage: Evaluation of mechanical, physico-chemical and sensory characteristics. *Journal of food science and technology*. 2019 May 1; 56:2660-9. <https://doi.org/10.1007/s13197-019-03754-1>

31. Kang ZL, Wang TT, Li YP, Li K, Ma HJ. 2020. Effect of sodium alginate on physical-chemical, protein conformation and sensory of low-fat frankfurters. *Meat sci* 162:108043. <https://doi.org/10.1016/j.meatsci.2019.108043>
32. Kemper JA, White SK. 2021. Young adults' experiences with flexitarianism: The 4Cs. *Appetite* 160:105073. <https://doi.org/10.1016/j.appet.2020.105073>
33. Kim TK, Kim YB, Jeon KH, Park JD, Sung JM, Choi HW, Hwang KE, Choi YS. Effect of Fermented Spinach as Sources of Pre-Converted Nitrite on Color Development of Cured Pork Loin. *Korean J Food Sci Anim Resour.* 2017;37(1):105-113. doi: 10.5851/kosfa.2017.37.1.105.
34. Kumari S, Alam AN, Hossain MJ, Lee EY, Hwang YH, Joo ST. 2023. Sensory Evaluation of Plant-Based Meat: Bridging the Gap with Animal Meat, Challenges and Future Prospects. *Foods* 13(1):108. <https://doi.org/10.3390/foods13010108>
35. Kyriakopoulou K, Dekkers B, van der Goot AJ. 2019. Plant-based meat analogues. In *Sustainable meat production and processing*. Galanakis CM (ed). Elsevier, London, UK. pp 103-126. <https://doi.org/10.1016/B978-0-12-814874-7.00006-7>
36. Lawless HT, Heymann H. 2013. *Sensory evaluation of food: Principles and practices*. Springer Science & Business Media, Boston, MA, USA.
37. Lee CW, Lee JR, Kim MK, Jo C, Lee KH, You I, Jung S. 2016. Quality Improvement of Pork Loin by Dry Aging. *Korean J Food Sci Anim Resour* 36(3):369-76. <https://doi.org/10.5851/kosfa.2016.36.3.369>.
38. Mehta N, Ahlawat SS, Sharma DP, Dabur RS. 2015. Novel trends in development of dietary fiber rich meat products—a critical review. *J Food Sci Technol* 52:633-47. <https://doi.org/10.1007/s13197-013-1010-2>

39. Organisation for Economic Co-operation and Development [OECD], Food and Agriculture Organization [FAO]. 2021. OECD-FAO agricultural outlook 2021-2030. OECD, Paris, France.
40. Palamutoğlu R, Fidan A, Kasnak C. 2018. Spinach powder addition to Sucuk for alternative to nitrite addition. *Bulletin of the Transilvania University of Brasov, Series II - Forestry, Wood Industry, Agricultural Food Engineering* 11;60(2):155-162
41. Patel VV, Nayak JB, Bhavsar PP, Anjaria PA, Brahmabhatt MN, Parmar BC, Chaudhary JH, Soni MM. 2022. Compositional, Sensory and Quality Parameters of Chicken Patties Prepared with Carrots. *Indian J Vet. Sci Biotechnol* 18(4):120-3. <https://doi.org/10.48165/ijvsbt.18.4.24>
42. Pietrasik Z, Soladoye OP. 2021. Functionality and consumer acceptability of low-fat breakfast sausages processed with non-meat ingredients of pulse derivatives. *J Sci Food Agric* 101(11):4464-72. <https://doi.org/10.1002/jsfa.11084>
43. Post MJ, Levenberg S, Kaplan DL, Genovese N, Fu J, Bryant CJ, Negowetti N, Verzijden K, Moutsatsou P. 2020. Scientific, sustainability and regulatory challenges of cultured meat. *Nat Food* (7):403-15. <https://doi.org/10.1038/s43016-020-0112-z>
44. Profeta A, Baune MC, Smetana S, Broucke K, Van Royen G, Weiss J, Hieke S, Heinz V, Terjung N. 2021. Consumer preferences for meat blended with plant proteins—Empirical findings from Belgium. *Future Foods* 4:100088. <https://doi.org/10.1016/j.fufo.2021.100088>
45. Rahman MS, Seo JK, Zahid MA, Park JY, Choi SG, Yang HS. 2019. Physicochemical properties, sensory traits and storage stability of reduced-fat frankfurters formulated by replacing beef tallow with defatted bovine heart. *Meat Sci* 151:89-97. <https://doi.org/10.1016/j.meatsci.2019.01.011>

46. Rohmah NI, Evanuarini H, Thohari I. 2023. Optimization Chicken Meatball Using Red Lentil Flour (*Lens culinaris* L.) as Filler. *Asian J Adv Agric Res* 22(4):12-21. <https://doi.org/10.9734/AJAAR/2023/v22i4446>
47. Samad Abdul, Alam AMM Nurul, Kumari Swati, Hussain Md. Jakir, Lee Eun-Yeong, Hwang Young-Hwa, Joo Seon-Tea. 2024. Modern Concepts of Restructured Meat Production and Market Opportunities. *Food Sci Anim Resour* 44(2):284-298. <https://doi.org/10.5851/kosfa.2024.e18>
48. Samard S, Ryu GH. 2019. A comparison of physicochemical characteristics, texture, and structure of meat analogue and meats. *J Sci Food Agric* 99:2708-2715. <https://doi.org/10.1002/jsfa.9438>
49. Soncu ED, Kolsarıcı N, Cicek N, Öztürk GS, Arıcı YK. 2015. The comparative effect of carrot and lemon fiber as a fat replacer on physico-chemical, textural, and organoleptic quality of low-fat beef hamburger. *Korean J. Food Sci. Anim. Resour* 35(3):370. <https://doi.org/10.5851/kosfa.2015.35.3.370>
50. Souza CV, Bellucci ER, Lorenzo JM, Barretto AC. 2019. Low-fat Brazilian cooked sausage-Paio—with added oat fiber and inulin as a fat substitute: effect on the technological properties and sensory acceptance. *Food Sci Technol* 39:295-303. <https://doi.org/10.1590/fst.03618>
51. The EAT-Lancet. 2019. Commission on Food, Planet, Health. Available online: <https://eatforum.org/eat-lancet-commission/> (accessed on 20 February 2024).
52. Veganz. 2020. Veganz Nutrition Study 2020. Available online at: <https://vegan.com/blog/vegan-nutrition-study-2020/> (accessed March 01, 2024).

53. Wang T, Kaur L, Beniwal AS, Furuhashi Y, Aoyama H, Singh J. 2023. Physico-chemical and textural properties of 3D printed plant-based and hybrid soft meat analogs. *Plant Foods Hum Nutr* 78(2):375-82. <https://doi.org/10.1007/s11130-023-01068-4>
54. Wang T, Kaur L, Beniwal AS, Furuhashi Y, Aoyama H, Singh J. 2023. Physico-chemical and textural properties of 3D printed plant-based and hybrid soft meat analogs. *Plant Foods Hum Nutr* 78(2):375-82. <https://doi.org/10.1007/s11130-023-01068-4>
55. Wi G, Bae J, Kim H, Cho Y, Choi MJ. 2020. Evaluation of the physicochemical and structural properties and the sensory characteristics of meat analogues prepared with various non-animal based liquid additives. *Foods*. 9(4):461. <https://doi.org/10.3390/foods9040461>

**Table 1. Formulations of HBM steaks made with plant ingredients.**

| Ingredients (%)     | Pork | TAG  | TRC  | TCA  | TCP  |
|---------------------|------|------|------|------|------|
| Pork loin meat      | 76.8 | 66.8 | 66.8 | 66.8 | 66.8 |
| Ice                 | 22   | 2    | 2    | 2    | 2    |
| Carrot              |      |      | 30   |      |      |
| Red Cabbage         |      |      |      | 30   |      |
| Chickpea            |      |      |      |      | 30   |
| 2.5% Alginate paste |      | 30   |      |      |      |
| NaCl                | 1    | 1    | 1    | 1    | 1    |
| Black pepper        | 0.2  | 0.2  | 0.2  | 0.2  | 0.2  |
| Total               | 100  | 100  | 100  | 100  | 100  |

TAG= Treatment Alginate paste, TRC= Treatment Carrot, TCA= Treatment Red Cabbage, TCP= Treatment Chick pea



**Table 2. HBM steak pH and color characteristics compared to control (pork steak)**

TAG= Treatment Alginate paste, TRC= Treatment Carrot, TCA= Treatment Red Cabbage, TCP= Treatment Chick

| Parameters |        | Pork steak             | TAG                     | TRC                     | TCA                     | TCP                     | P Value                 |        |
|------------|--------|------------------------|-------------------------|-------------------------|-------------------------|-------------------------|-------------------------|--------|
| pH         | Raw    | 5.75±0.00 <sup>d</sup> | 5.94±0.04 <sup>a</sup>  | 5.85±0.01 <sup>b</sup>  | 5.79±0.00 <sup>c</sup>  | 5.81±0.00 <sup>c</sup>  | 0.0001                  |        |
|            | Cooked | 5.97±0.00 <sup>a</sup> | 5.85±0.00 <sup>b</sup>  | 5.75±0.00 <sup>c</sup>  | 5.67±0.00 <sup>e</sup>  | 5.70±0.00 <sup>d</sup>  | 0.0001                  |        |
| Color      | Raw    | CIE L*                 | 45.63±0.77 <sup>c</sup> | 58.17±1.36 <sup>a</sup> | 47.21±0.33 <sup>c</sup> | 32.45±0.31 <sup>d</sup> | 53.77±0.31 <sup>b</sup> | 0.0001 |
|            |        | CIE a*                 | 11.92±0.88 <sup>c</sup> | 10.37±0.32 <sup>d</sup> | 17.05±0.36 <sup>a</sup> | 14.77±0.50 <sup>b</sup> | 6.99±0.25 <sup>c</sup>  | 0.0001 |
|            |        | CIE b*                 | 7.97±0.38 <sup>c</sup>  | 8.95±0.53 <sup>c</sup>  | 17.60±0.35 <sup>a</sup> | 1.06±0.016 <sup>d</sup> | 12.17±0.31 <sup>b</sup> | 0.0001 |
|            | Cooked | CIE L*                 | 37.71±0.64 <sup>b</sup> | 41.43±1.27 <sup>a</sup> | 41.74±0.49 <sup>a</sup> | 41.62±0.51 <sup>a</sup> | 40.49±0.68 <sup>a</sup> | 0.0004 |
|            |        | CIE a*                 | 8.08±0.33 <sup>b</sup>  | 8.46±0.39 <sup>b</sup>  | 8.76±0.24 <sup>b</sup>  | 10.33±0.27 <sup>a</sup> | 7.88±0.26 <sup>b</sup>  | 0.0001 |
|            |        | CIE b*                 | 9.05±0.17 <sup>b</sup>  | 9.64±0.26 <sup>b</sup>  | 10.57±0.27 <sup>a</sup> | 10.49±0.26 <sup>a</sup> | 11.14±0.11 <sup>a</sup> | 0.0001 |

pea

<sup>a-e</sup> Different superscript letters within the same row mean significantly different between treatments ( $p < 0.05$ ).

SEM: standard error of the mean.

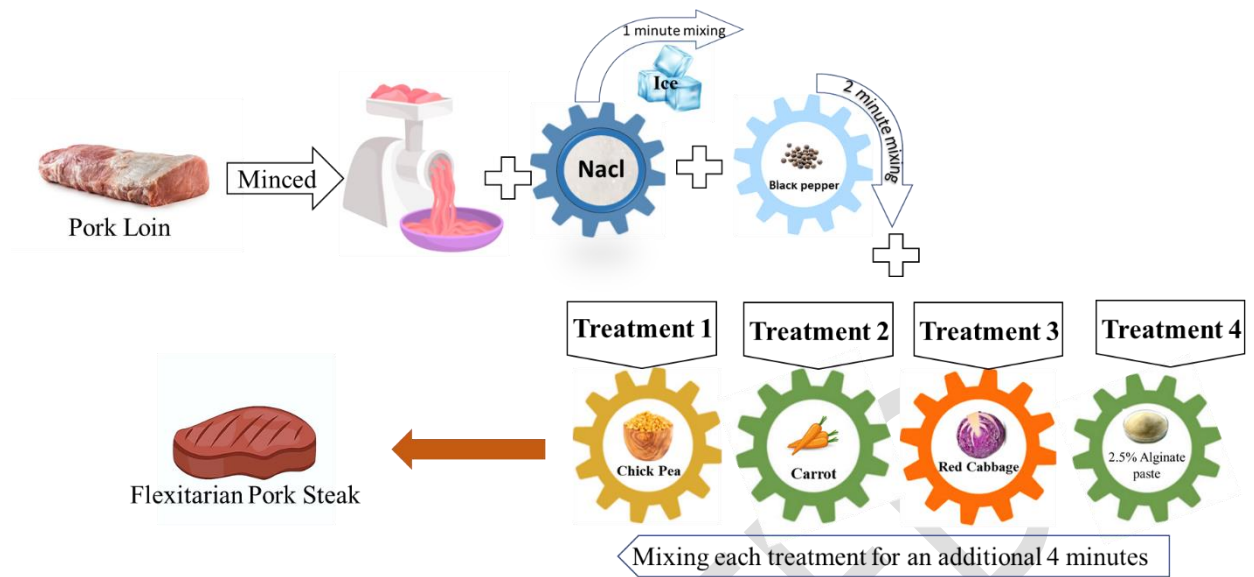
**Table 3. Moisture, cooking loss and releasing water content of HBM steaks compared to control (pork steak)**

| Parameters   | Pork steak              | TAG                     | TRC                     | TCA                     | TCP                     | P Value |
|--------------|-------------------------|-------------------------|-------------------------|-------------------------|-------------------------|---------|
| Moisture (%) | 71.12±0.07 <sup>d</sup> | 72.48±0.09 <sup>c</sup> | 74.19±0.04 <sup>b</sup> | 74.76±0.06 <sup>a</sup> | 74.10±0.06 <sup>b</sup> | 0.0001  |
| CL (%)       | 31.86±0.07 <sup>a</sup> | 16.39±0.02 <sup>e</sup> | 24.36±0.09 <sup>c</sup> | 23.71±0.02 <sup>d</sup> | 31.21±0.02 <sup>b</sup> | 0.0001  |
| RW (%)       | 11.23±0.02 <sup>c</sup> | 6.32±0.02 <sup>e</sup>  | 17.28±0.02 <sup>a</sup> | 17.05±0.03 <sup>b</sup> | 8.28±0.01 <sup>d</sup>  | 0.0001  |

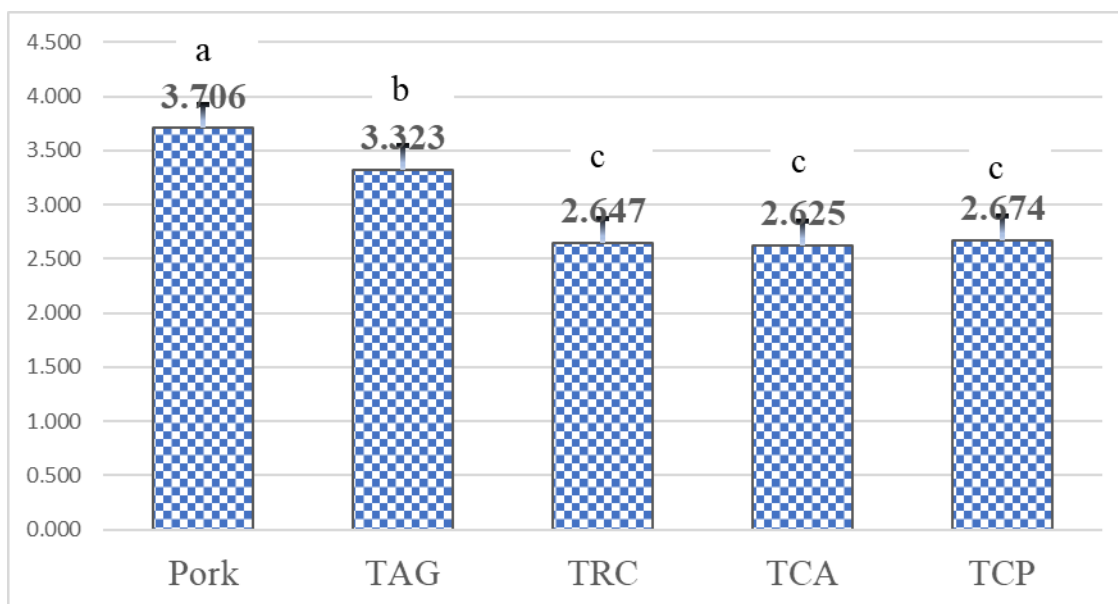
<sup>a-e</sup> Different superscript letters within the same row mean significantly different between treatments ( $p < 0.05$ ).

SEM: standard error of the mean.

TAG= Treatment Alginate paste, TRC= Treatment Carrot, TCA= Treatment Red Cabbage, TCP= Treatment Chick pea

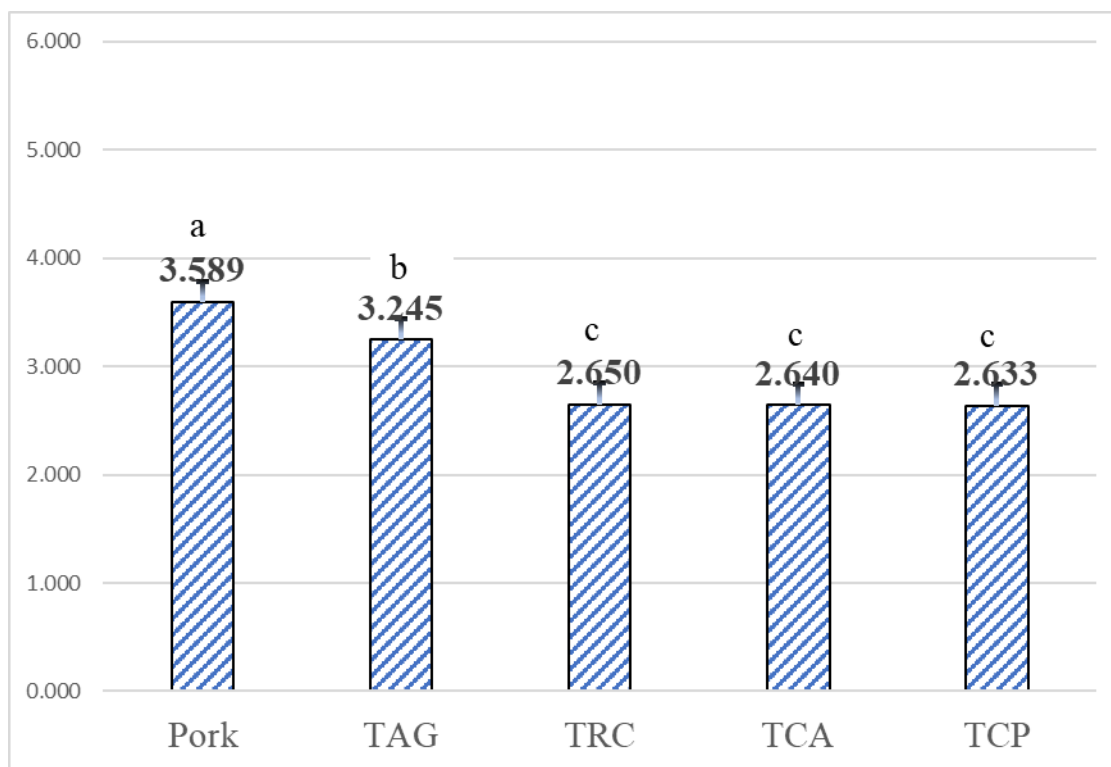


**Figure 1. Schematic presentation of the flexitarian pork steak production.**



**Figure 2. Crude fat content (%) of HBM steaks compared to control (pork steak).**

<sup>a-c</sup> Different superscript letters within the same row mean significantly different between treatments ( $p < 0.05$ ). TAG= Treatment Alginate paste, TRC= Treatment Carrot, TCA= Treatment Red Cabbage, TCP= Treatment Chick pea.



**Figure 3. Shear force (N) values of HBM steaks compared to control (pork steak).**

<sup>a-c</sup> Different superscript letters within the same row mean significantly different between treatments ( $p < 0.05$ ). TAG= Treatment Alginate paste, TRC= Treatment Carrot, TCA= Treatment Red Cabbage, TCP= Treatment Chick pea.

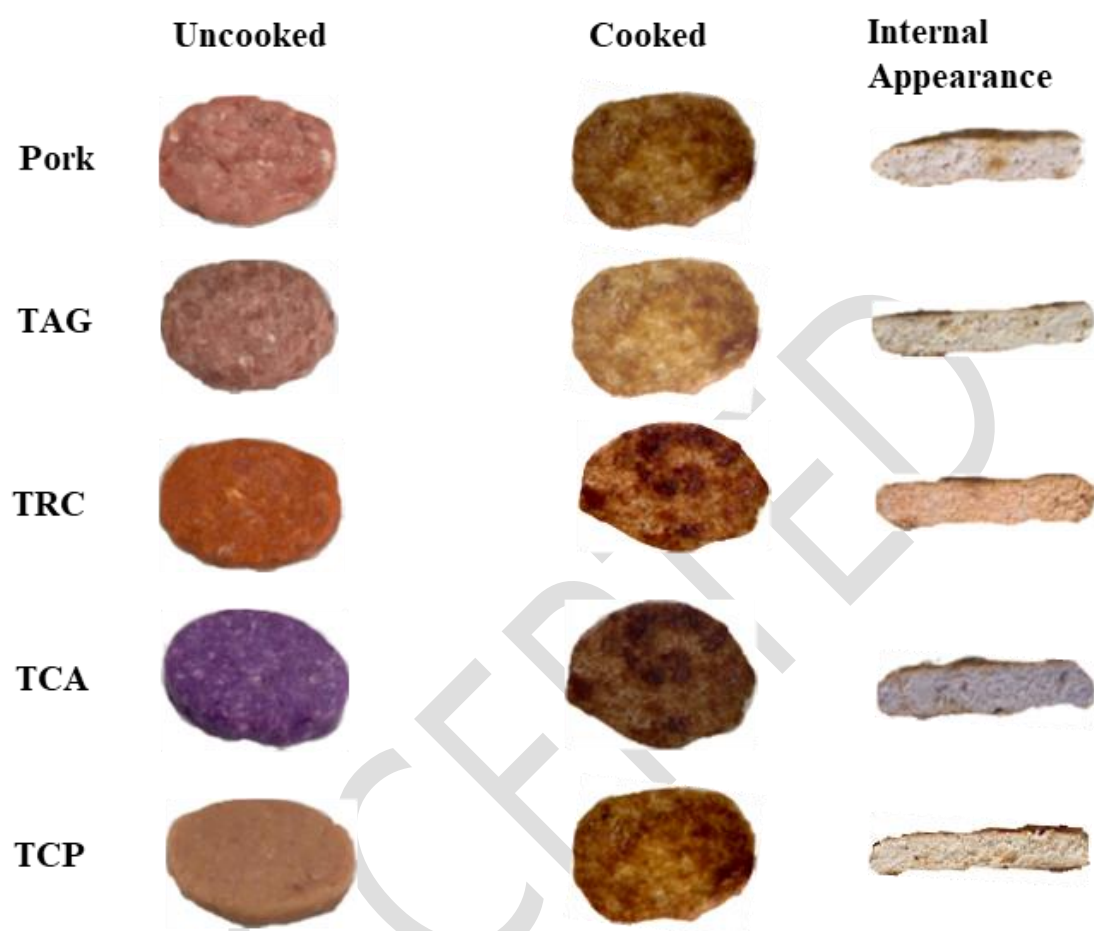
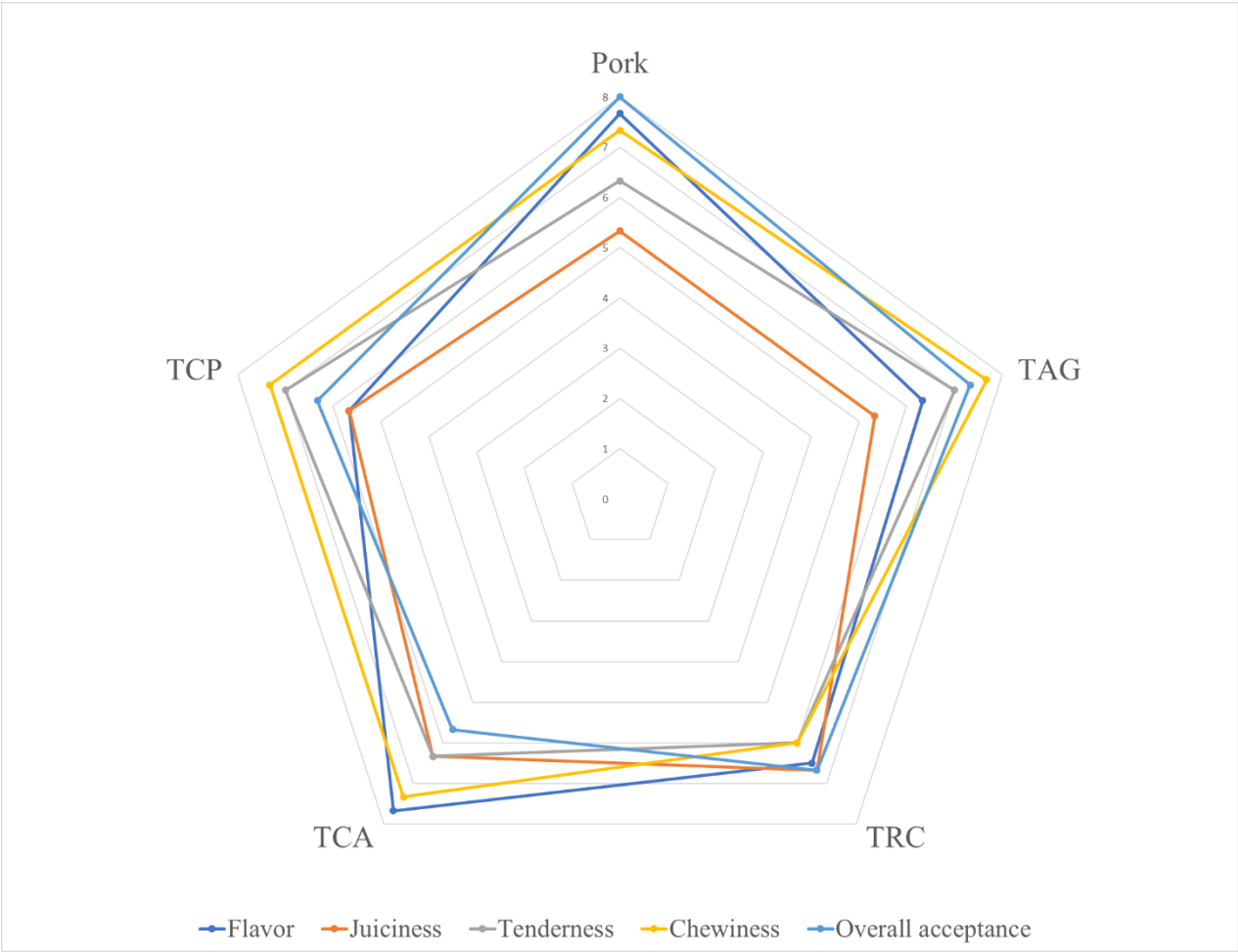
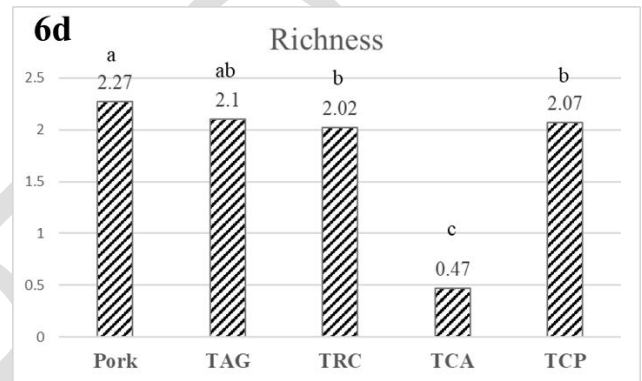
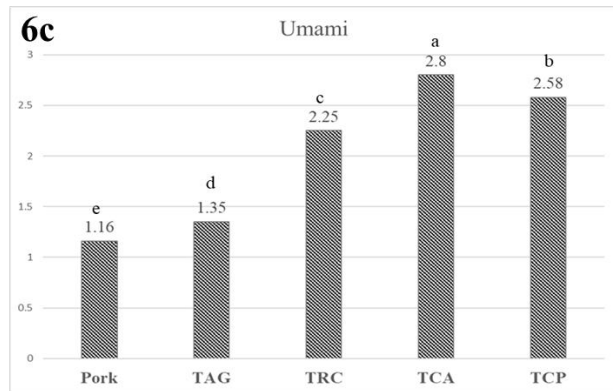
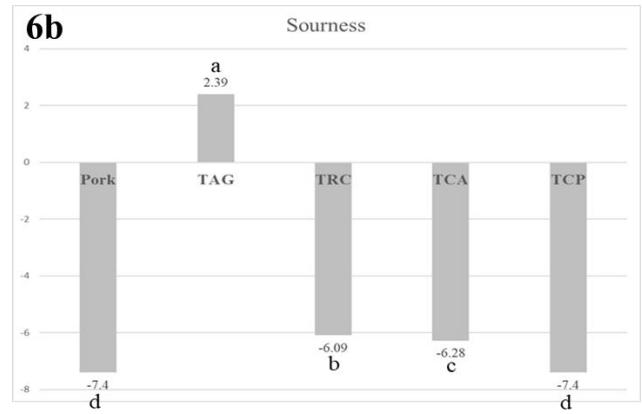
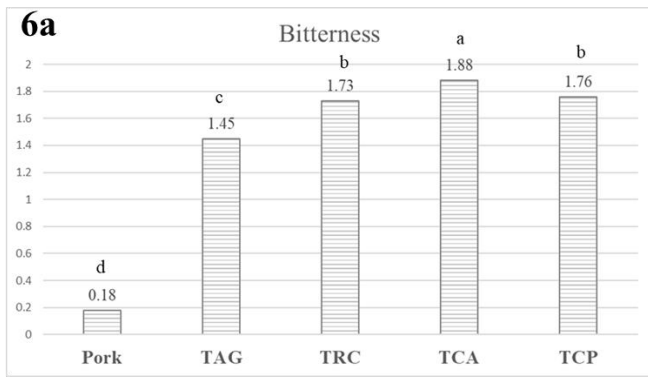


Figure 4. Visual physical appearance of HBM steaks compared to pork steak.



**Figure 5. Sensory traits of pork steak and HBM steaks.**

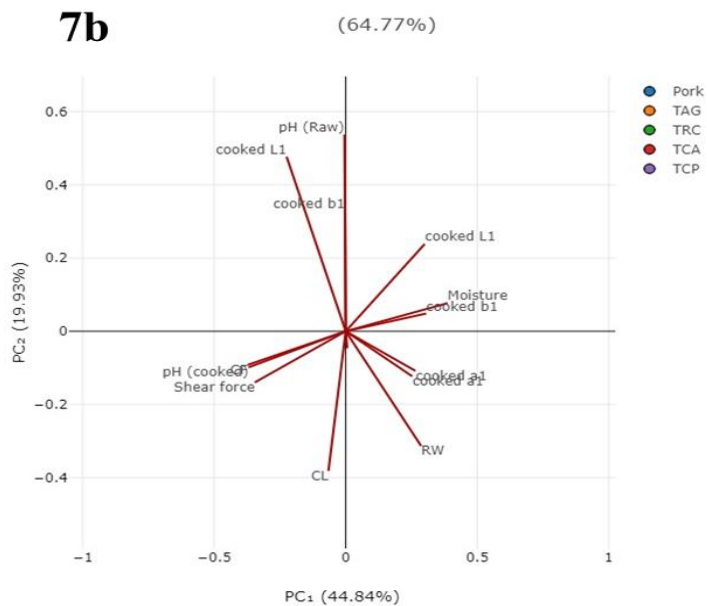
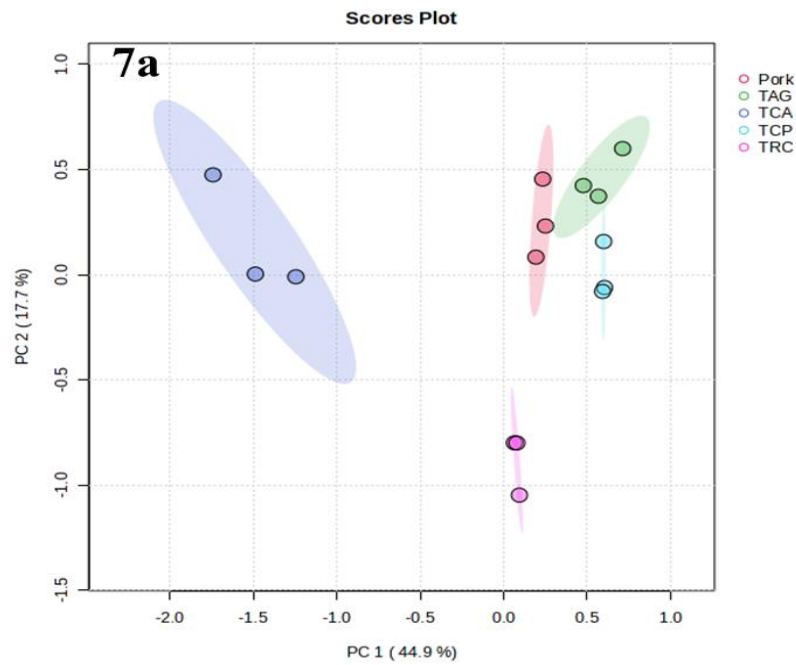
TAG= Treatment Alginate paste, TRC= Treatment Carrot, TCA= Treatment Red Cabbage, TCP= Treatment Chick pea.



**Figure 6. Bitterness, sourness, umami and richness values of pork steak and HBM steaks estimated by ETS.**

<sup>a-d</sup> Different superscript letters within the same row mean significantly different between treatments ( $p < 0.05$ ). TAG= Treatment Alginate paste, TRC= Treatment Carrot, TCA= Treatment Red Cabbage, TCP= Treatment Chick pea.





**Figure 7. Principal component analysis; (a) Score plot between selected PCs (PC1 versus PC2) of pork steak and HBM steaks physicochemical parameters, (b) PCA biplot between the selected PCs. (n = 4).**

TAG= Treatment Alginate paste, TRC= Treatment Carrot, TCA= Treatment Red Cabbage, TCP= Treatment Chick pea.

**Supplementary Table 1. Values revealed from the sensory panel for HBM steak as compared to control (pork steak)**

| Parameters         | Pork steak             | TAG                    | TRC                    | TCA                    | TCP                    | P Value |
|--------------------|------------------------|------------------------|------------------------|------------------------|------------------------|---------|
| Flavor             | 7.67±0.14 <sup>a</sup> | 6.33±0.14 <sup>b</sup> | 6.50±0.15 <sup>b</sup> | 7.67±0.14 <sup>a</sup> | 5.67±0.14 <sup>c</sup> | 0.0001  |
| Juiciness          | 5.33±0.14 <sup>b</sup> | 5.33±0.14 <sup>b</sup> | 6.67±0.28 <sup>a</sup> | 6.33±0.14 <sup>a</sup> | 5.67±0.14 <sup>b</sup> | 0.0001  |
| Tenderness         | 6.33±0.14 <sup>b</sup> | 7.00±0.25 <sup>a</sup> | 6.00±0.00 <sup>b</sup> | 6.33±0.14 <sup>b</sup> | 7.00±0.25 <sup>a</sup> | 0.0003  |
| Chewiness          | 7.33±0.14 <sup>a</sup> | 7.67±0.14 <sup>a</sup> | 6.00±0.25 <sup>b</sup> | 7.33±0.14 <sup>a</sup> | 7.33±0.14 <sup>a</sup> | 0.0001  |
| Overall acceptance | 8.00±0.25 <sup>a</sup> | 7.33±0.14 <sup>b</sup> | 6.67±0.14 <sup>c</sup> | 5.67±0.14 <sup>d</sup> | 6.33±0.14 <sup>c</sup> | 0.0001  |

TAG= Treatment Alginate paste, TRC= Treatment Carrot, TCA= Treatment Red Cabbage, TCP= Treatment Chick pea.

<sup>a-d</sup> Different superscript letters within the same row mean significantly different between treatments ( $p < 0.05$ ).

SEM: standard error of the mean.