



ARTICLE

Effect of Chinese Cinnamon Powder on the Quality and Storage Properties of Ground Lamb Meat during Refrigerated Storage

Zubair Hussain, Xin Li, Muawuz Ijaz, Xiong Xiao, Chengli Hou, Xiaochun Zheng, Chi Ren, and Dequan Zhang*

Institute of Food Science and Technology, Chinese Academy of Agricultural Sciences/Key Laboratory of Agro-Products Processing, Ministry of Agriculture and Rural Affairs, Beijing 100193, China



Received August 1, 2019

Revised September 16, 2019

Accepted October 22, 2019

*Corresponding author : Dequan Zhang
Institute of Food Science and Technology,
Chinese Academy of Agricultural
Sciences/Key Laboratory of Agro-Products
Processing, Ministry of Agriculture
and Rural Affairs, Beijing 100193, China
Tel: +86-10-62818740
Fax: +86-10-62818740
E-mail: dequan_zhang0118@126.com

*ORCID
Zubair Hussain
<https://orcid.org/0000-0002-3790-2687>
Xin Li
<https://orcid.org/0000-0001-7924-6449>
Muawuz Ijaz
<https://orcid.org/0000-0002-3399-1459>
Xiong Xiao
<https://orcid.org/0000-0003-1258-7390>
Chengli Hou
<https://orcid.org/0000-0002-5617-8655>
Xiaochun Zheng
<https://orcid.org/0000-0002-9968-4566>
Chi Ren
<https://orcid.org/0000-0002-5992-7180>
Dequan Zhang
<https://orcid.org/0000-0003-3277-6113>

Abstract This study was undertaken to evaluate the impact of Chinese cinnamon powder (w/w), at the levels of 0.5%, 1.5%, and 2.5% and control (without additive) on ground lamb meat quality. The samples were stored at 4°C and examined for pH, color, lipid oxidation (thiobarbituric acid reactive substances) and total viable counts (TVC). The results demonstrated that pH values were declined with the increase of Chinese cinnamon levels compared to control group. The L* values throughout the storage were significantly higher ($p < 0.05$) in the control group than in other treatment groups, while a* values were decreased with the increase of Chinese cinnamon levels. The addition of Chinese cinnamon powder strongly inhibited ($p < 0.05$) thiobarbituric acid reactive substances (TBARS) and TVC in all treated samples. It can be concluded that Chinese cinnamon powder in lower concentration 0.5% has the ability to maintain the quality of ground lamb in comparison with other treated samples.

Keywords lamb, Chinese cinnamon, meat quality, storage

Introduction

Seasoning of meat is a possible solution to enhance the color stability, minimize lipid oxidation and improve microbial safety of meat products. The seasoned meat products are more susceptible to spoilage of microorganism (Rysman et al., 2016). These products are usually marketed at refrigerated temperature (2°C–5°C) in order to increase shelf life (Radha Krishnan et al., 2015). The spoilage due to the lipid oxidation has deleterious consequences on the quality of fresh meat and other meat products resulting in massive economic losses (Shahidi and Zhong, 2010). While microbial activities in the food products may also destroy the quality of meat by the development of undesirable responses involving the worsening of odour, color and textural properties of food products (Lucera et al., 2012).

The spoilage factors in meat products sometimes produce toxic materials which are hazardous for human health (Jiang and Xiong, 2016). Therefore a vast amount of antioxidants, which have been chemically synthesized, are added to the meat products, such as butylated hydroxyanisole (BHA) and butylated hydroxytoluene (BHT). However, use of potentially carcinogenic substances is not permitted in some countries (Falowo et al., 2014). Therefore, meat industry is largely applying antioxidants from plant sources as safer alternatives and preservatives (Devatkal and Naveena, 2010).

A number of plant materials have been used directly or indirectly, as seasoning materials for the antimicrobial purpose, to improve the meat quality (Appendini and Hotchkiss, 2002). The natural preservatives used for the meat producers include cinnamon, clove, rosemary, basil, thyme, oregano, lemon leaf, ginger, basilica, balm, coriander and many of them are generally recognized as safe (GRAS) in food industry (Alfonzo et al., 2017; Jiang and Xiong, 2016; Khaleque et al., 2016). Chinese cinnamon (*Cinnamomum cassia*) is usually add to the deserts, drinks or bakery products, majorly in South Asian and Central Asian regions, and considered as a vital spice in many meat products. Cinnamon is commonly used in meat and fast food products for culinary purpose, and has been usually described as a powerful antioxidant and antibacterial agent in the seasoned meat and fish products (Al Sahlany, 2017; Ozogul et al., 2017). Previous study has been confirmed that cinnamon has effective free radical scavenging activity due to the presence of bioactive compounds (Radha Krishnan et al., 2014). Cinnamaldehyde is the major constituent responsible for its high antioxidant activity (Dudonne et al., 2009) and the ability of cinnamon to preserve meat quality has been tested in beef burger, grass crabs and inactivate *Listeria monocytogens* in ground beef and chicken meatballs (Ghabraie et al., 2016; Huang et al., 2017; Khaleque et al., 2016).

The effects of adding Chinese cinnamon powder directly into the ground lamb meat to maintain meat quality has not been tested previously. Therefore the aim of this study was to examine the effectiveness of different concentrations of Chinese cinnamon powder on the ground lamb meat quality. For this purpose, concentrations of 0.5%, 1.5%, and 2.5% Chinese cinnamon powder were added to the ground lamb meat and total viable counts (TVC), pH, lipid oxidation and color attributes were evaluated. Furthermore, the antioxidant activity of Chinese cinnamon aqueous extract was also measured. This study may provide potential implications in substituting synthetic antioxidants with natural ones.

Materials and Methods

Materials and preparation of extracts

Dried bark of Chinese cinnamon was obtained from a local supermarket. Chinese cinnamon bark was divided into small pieces and grounded to powder by a high performance kitchen grinder (High Speed Universal Grinder, Tianjin, China). The powder was sieved with the help of sieve (1.651 mm, ASTM No. 10), and packed into 100 g packs and then stored in high-density polyethylene bags at 25°C until its further usage. Exactly 50 g powder was refluxed by using 450 mL distilled water for 5 h in enclosed flasks with constant shaking at 180×g by following the method from Sivarajan et al. (2017) to obtain a 10% w/v water extract. Then the extract was cooled and filtered twice using Whatman filter paper and used for performing the DPPH antioxidant assay.

Antioxidant activity

The DPPH-radical-scavenging activity of aqueous extracts was assessed by following the protocol of Elahi and Mu (2017). Chinese cinnamon and BHT at concentrations of (20, 40, 60 mg/mL) were prepared by addition of 2 mL of freshly prepared DPPH solution (0.1 mM in 95% methanol). The solution was vortexed using a mixer and incubated in dark at 27°C for 40

min. After that, each sample absorbance was checked at 516 nm using a UV spectrophotometer (Shimadzu UV-1800 Spectrophotometer, Kyoto, Japan) at room temperature. The radical-scavenging activity of samples were calculated in to percentage by following equation.

$$\text{DPPH-radical-scavenging activity \%} = 100 \times (1 - \text{AE}/\text{AD})$$

where “AE” showed the absorbance of solution at 516 nm after mixing the 1 mL of all samples with 2 mL of 0.1 mM DPPH solutions and 30 min incubation at room temperature, while “AD” showed the absorbance of 2 mL 0.1 mM DPPH solutions mixed with 1 mL Milli-Q water.

Sample preparation, packaging and storage

Fresh lamb meat (*Oyster* muscles) was purchased from a local market at 24 h post-mortem and was placed in insulated polystyrene ice boxes and transferred to the laboratory within 1 h. The muscles were trimmed to remove connective tissues under hygienic conditions and minced using a mincer machine (8 mm plates). The minced lamb meat samples were assigned to the following four treatments: control (without any additive), 0.5%, 1.5%, and 2.5% of Chinese cinnamon powder applied on the 100 g ground lamb meat. Immediately after adding the Chinese cinnamon powder, samples were thoroughly hand-mixed using a bowl mixer and 100 g ground lamb meat (round shape and 1.5 cm thick) was prepared for each treatment with three replicates. The lamb meat samples were vacuum packaged (VP), properly labelled and stored at 4°C for 16 days. The vacuum packaged samples were sealed in polyethylene bags (20/70 mm) (Vacioplast, Salamanca, Spain) with an oxygen permeability lower than 40 cm³/(m² day atm). After that, the samples were collected at 0 (approximately 24 h post mortem), 4, 8, 12 and 16 days of storage. At the time of sampling, 10 g sample was collected immediately under aseptic conditions for microbiological analysis. While the meat color was determined after blooming for 30 min at 4°C and then the remaining samples were frozen at -80°C priors to thiobarbituric acid reactive substances (TBARS) analysis. The above experiment was carried out in triplicates.

Analysis of meat samples

pH

The pH value of ground lamb was determined by pH meter (Testo 205 pH meter, Lenzkirch, Germany). Before measurement, pH meter was calibrated by buffers of different pH concentrations i.e. 4.00 and 7.00 at 25°C. The glass rod of pH meter was inserted directly into the ground meat sample. Each time, four readings were recorded from different locations and averaged.

Color

The meat surface color was recorded using Minolta spectrophotometer (CM-600d, Konica Minolta Sensing Inc., Osaka, Japan) with 8 mm diameter measuring aperture size Illuminant D65, 10° standard observer and CIE L*, a*, b* color score. Four measurements were recorded throughout the surface of selected samples (Li et al., 2017). The color of meat samples at 0 days was taken after collecting the fresh-cut surface from the local market. At each time point the vacuumed packed samples were opened and the surface color of ground lamb meat was measured at 0, 4, 8, 12, and 16 days after 30 min of blooming at 4°C.

Lipid oxidation

Lipid oxidation analysis was conducted with minor modification by following the method described by Belles et al. (2017). Briefly, 20 mL of 10% trichloroacetic acid (VWR) was mixed with 10 g of meat and homogenized at 724×g by using ultraturrax for 90 s (T-10 basic, IKA-Werke, Staufen, Germany). Then the samples were centrifuged for 30 min at 10°C at 2,897×g (High-Speed Refrigerated Centrifuge, CR 21N, Hitachi, Tokyo, Japan). The supernatant was filtered by using filter paper and 2 mL of the filtrate was added with the equal quantity of TBA 20 mM (Sigma-Aldrich, St. Louis, MO, USA). After that, the mixture was vortexed and incubated in a water-bath at 97°C for 20 min. At the end, samples were cooled under tap water at ambient temperature of 15°C and absorbance was measured at 532 nm by using spectrophotometer (Shimadzu UV-1800 Spectrophotometer, Kyoto, Japan). The TBARS, mainly malondialdehyde (MDA), was calculated from a standard curve of 1,1,3,3-tetraethoxypropane (TEP; Sigma-Aldrich), the lipid oxidation was expressed as the average of three replicates per sample in mg malondialdehyde/kg meat.

Microbiological analysis

TVC were inspected based on standard plate count method by the method of Zhang et al. (2016). In brief, 10 g sample was taken aseptically from vacuumed bags and homogenized in 90 mL of sterile physiological saline in stomacher bags for 1 minute. For microbial enumeration, suitable serial dilutions were prepared using the same diluent, by following the protocol of International Organization for Standardization's (ISO, 2003). Then the deriving suspension was serially diluted (1:10) in sterile physiological saline water and 1 mL samples of appropriate dilutions were poured into the petridishes, containing 15–20 mL of plates count agar (PCA). The number of bacterial colonies on the plates were enumerated after incubation for 48 h at 37°C and expressed as Log CFU (colony forming units)/g meat.

Statistical analysis

The experiment was designed with Chinese cinnamon treatments and storage times as fixed factors and replicates as random factor. General linear model (GLM) was used to express the significance of differences ($p < 0.05$) between means. Statistical analysis of data was performed using the IBM statistical package for social sciences (SPSS) Statistics 22 software (SPSS Inc., Chicago, IL, USA). Duncan multiple range test was applied to determine the significant difference ($p < 0.05$). The data were expressed as the mean±SD. Experiments were replicated three times and all parametric measurements were carried out in duplicate.

Results and Discussion

Antioxidant activity

The DPPH radical scavenging activity of Chinese cinnamon aqueous extract at the concentrations of 20, 40, and 60 mg/mL were considerably lower than the pure antioxidant BHT as shown in Fig. 1 ($p < 0.05$). The Chinese cinnamon aqueous extract showed strong antioxidant activity in all concentrations but the highest antioxidant activity was seen in 60 mg/mL indicating the highest radical scavenging activity ($p < 0.05$).

Previously reported studies have confirmed that cinnamon is distinguished by its effective radical scavenging activity due to bioactive substances (Radha Krishnan et al., 2014). The higher antioxidant activity in cinnamon might be due to the presence of significant amount of phenolic antioxidants and flavonoids compound (Jayaprakasha et al., 2007). Kuspradini et

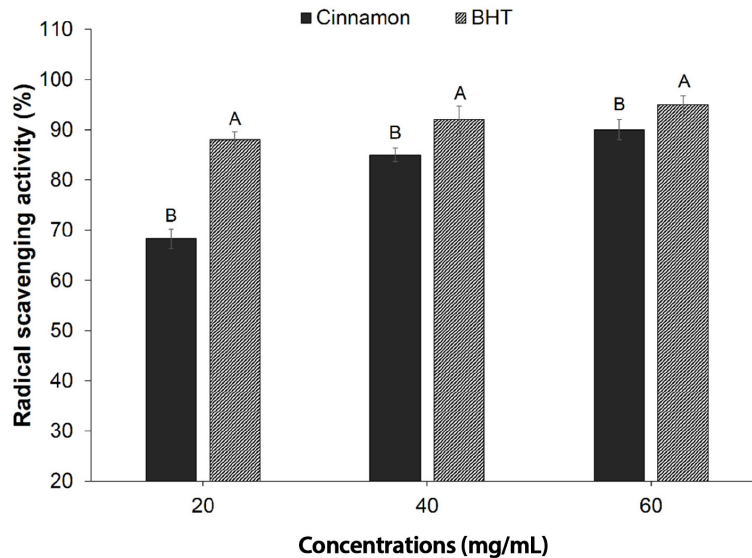


Fig. 1. The DPPH radical scavenging activity (%) of aqueous extract of Chinese cinnamon powder and BHT. ^{A,B} Different letters indicated a significant difference ($p < 0.05$) between the same concentrations of Chinese cinnamon aqueous extract and BHT. BHT, butylated hydroxytoluene.

al. (2016) reported that cinnamon aqueous extract as well as cinnamon oil, have shown considerable antioxidant activity. Radha Krishnan et al. (2015) claimed that cinnamaldehyde was the responsible compound in the cinnamon for its high antioxidant activity.

pH

The results of adding Chinese cinnamon powder on the pH of ground lamb meat stored at 4°C were presented in Table 1. The pH of control had a significant increased from day 12 to 16 while that of all other treatments samples remained the same during storage. The pH for all samples was same at day 0, while at day 4 the pH value of samples with 1.5% Chinese cinnamon powder was significantly lower ($p < 0.05$) that of the control group and the other treatment groups. The pH values of samples from the control group and the 0.5% treated group had no significant difference with each other on day 8, whereas the stored samples with concentrations of 1.5% and 2.5% Chinese cinnamon powder showed a significant difference ($p < 0.05$) compared with control group. With the increase of storage time, the samples with 2.5% concentration showed lower pH

Table 1. Effect of different concentrations of Chinese cinnamon powder on the pH of vacuumed ground lamb meat at 4°C

Treatments (%)	Storage time (days)				
	0	4	8	12	16
Control	5.62±0.03 ^{Ab}	5.57±0.01 ^{ABbc}	5.46±0.01 ^{Ac}	5.67±0.03 ^{Ab}	5.80±0.03 ^{Aa}
0.5	5.64±0.02 ^{Aa}	5.54±0.02 ^{Bb}	5.40±0.03 ^{ABd}	5.45±0.04 ^{Bc}	5.48±0.03 ^{Bc}
1.5	5.62±0.03 ^{Aa}	5.49±0.03 ^{Cb}	5.42±0.04 ^{Bb}	5.42±0.03 ^{Bb}	5.48±0.03 ^{Bb}
2.5	5.60±0.04 ^{Aa}	5.60±0.04 ^{Aa}	5.36±0.03 ^{Bb}	5.38±0.01 ^{Cb}	5.35±0.04 ^{Cb}

Results are presented as means±SD (n=3).

^{A-D} Mean values in different capital letters within the same column differ significantly ($p < 0.05$).

^{a-d} Mean values in different small letters within the same row differ significantly ($p < 0.05$).

values at day 12 and 16 than control and other treated samples ($p<0.05$). Overall, the control group had a higher pH ($p<0.05$) at day 12 and 16 than that of other treatments during the storage.

The increment in the pH of sample stored under control group during the storage might be due to the generation of some basic compounds and ammonia caused by proteolysis resulting from the growth of microorganism (Chaijan et al., 2005; Masniyom et al., 2002). Radha Krishnan et al. (2014) and Brilliana et al. (2017) reported that during refrigerated storage, lower pH was noted in the raw beef meat samples treated with cinnamon oil compared to non-additive control. In the present study, the lower pH in the treatment samples might be due to the strong activity of bioactive compounds from the Chinese cinnamon powder.

Color

The L^* , a^* , and b^* of Chinese cinnamon powder treated and untreated ground lamb meat samples stored at 4°C were presented in Table 2. L^* (lightness) value of samples from control group was significantly ($p<0.05$) higher throughout the whole storage time compared with other treatments. Among all Chinese cinnamon treated samples, the lower L^* values were noted in samples with 2.5% concentration treatment in all storage days except for day 8 ($p<0.05$). The addition of Chinese cinnamon powder directly into the ground lamb might decrease the lightness of treated samples. The a^* (redness) value of ground lamb was also affected by the addition of Chinese cinnamon powder during storage as shown in Table 2. The a^* value of the control group showed a decreasing trend throughout the storage as compared to all the experiment groups. The initial a^* values for all stored samples at 4°C were significantly different from each other ($p<0.05$). The a^* values of control group and 0.5% treatment group were significantly higher at day 4 than those of samples with 1.5% and 2.5% treatments. At day 8 the a^* value of control samples was considerably higher ($p<0.05$) than treated samples with 0.5% and 2.5% of concentration,

Table 2. Effect of different concentrations of Chinese cinnamon powder on instrumental color parameters (CIE L^* , a^* , b^*) of vacuumed ground lamb meat at 4°C

Parameters	Treatments (%)	Storage time (days)				
		0	4	8	12	16
L^* (Lightness)	Control	53.06±0.79 ^{Aa}	52.76±0.73 ^{Aab}	51.80±0.87 ^{Aab}	51.24±0.70 ^{Aab}	50.98±1.88 ^{Ab}
	0.5	47.02±0.40 ^{Bb}	48.37±1.67 ^{Bab}	49.25±1.61 ^{Ba}	49.25±0.62 ^{Ba}	48.20±0.56 ^{Bab}
	1.5	45.77±0.72 ^{Cb}	45.11±0.94 ^{Cb}	44.44±0.77 ^{Cb}	47.39±0.99 ^{Ca}	46.20±1.80 ^{Bab}
	2.5	41.67±0.49 ^{Db}	42.03±0.79 ^{Dab}	43.55±0.88 ^{Ca}	42.31±0.90 ^{Dab}	41.76±1.68 ^{Cb}
a^* (Redness)	Control	16.87±0.35 ^{Aa}	15.42±0.73 ^{Aab}	14.06±1.05 ^{Ab}	13.86±1.12 ^{ABb}	12.20±0.66 ^{Bc}
	0.5	15.63±0.48 ^{Ba}	14.81±0.47 ^{Aab}	13.42±0.81 ^{BCb}	13.08±0.75 ^{Bb}	13.21±0.70 ^{ABb}
	1.5	12.14±0.52 ^{Db}	12.21±0.89 ^{Bb}	13.37±0.38 ^{ABab}	14.16±0.57 ^{Aa}	13.64±1.09 ^{Aa}
	2.5	13.26±0.18 ^{Cab}	12.55±0.16 ^{Bab}	11.91±0.28 ^{Cb}	13.45±1.10 ^{ABa}	12.46±1.18 ^{ABab}
b^* (Yellowness)	Control	19.31±1.20 ^{Aa}	15.34±1.34 ^{Ac}	17.33±1.48 ^{Ab}	16.61±1.07 ^{Ab}	16.11±0.62 ^{Ab}
	0.5	17.87±0.54 ^{ABa}	15.11±1.15 ^{Ab}	17.27±0.67 ^{Aa}	16.27±0.67 ^{Aa}	16.50±0.95 ^{Aab}
	1.5	17.31±1.02 ^{Ba}	14.66±0.73 ^{Ab}	16.29±0.59 ^{ABa}	16.36±0.78 ^{Aa}	16.50±0.31 ^{Aa}
	2.5	15.31±0.78 ^{Cb}	13.81±0.45 ^{Bc}	15.48±0.68 ^{Bb}	16.07±0.61 ^{Aa}	16.20±0.76 ^{Aab}

Results are presented as means±SD (n=3).

^{A-D} Mean values in different letters within the same column differ significantly ($p<0.05$).

^{a-d} Mean values in different letters within the same row are differ significantly ($p<0.05$).

while no significant difference was noted in samples from 1.5% treatment. As the days proceeded, at day 12 there were no significant differences between control group and all other Chinese cinnamon treated samples. The a^* value for samples stored under control was lower than that of 1.5% treated samples at day 16, while no significant difference was found between samples with 0.5% and 2.5% of Chinese cinnamon powder ($p < 0.05$).

The b^* (yellowness) value for control group was higher at the initial day than that of the 1.5% and 2.5% treated groups ($p < 0.05$), while no significant difference was noted in stored samples for 1.5% treatment. Whereas, on day 4 and 8 the only significant difference was noticed between control and 2.5% treatment groups than the samples with 0.5% and 1.5% treatment. The b^* values for all stored samples included control and other Chinese cinnamon treated samples had no significant difference ($p < 0.05$) after day 12 to 16 during storage.

It was proved that the meat discoloration was directly related with the storage length, and a^* had a negative correlation with storage time (Terns et al., 2011), which might be possibly associated with an increase in TBARS (Grimsrud et al., 2008). Previous results confirmed that the addition of natural antioxidants might slow down the formation of metmyoglobin, ultimately delaying the deterioration of red color (Belles et al., 2017; Xia et al., 2009). Keokammerd et al. (2008) observed that a^* value was reduced in the minced chicken after 12 days of storage. The lessening in the intensity of redness values during storage was probably due to the relationship between lipid oxidation and color oxidation in the meat (Lynch and Faustman, 2000). In the current study, the fluctuations in the a^* values were observed in all samples during the storage. The results were in accordance with the previous findings (Ozunlu et al., 2018; Zhang et al., 2016). The variation in the a^* values might be due the MetMb% formation which can lead to the discoloration of the fresh meat (Krala, 2001).

Lipid oxidation

The oxidative stability of control group and experiment groups was evaluated throughout the storage by determining the TBARS as shown in Fig. 2. The TBARS value was continuously increasing in the control group during the storage duration ($p < 0.05$). Whereas, the TBARS values of Chinese cinnamon treated samples retarded during the storage intervals. Compared with experiment groups, the TBARS of control group was notably ($p < 0.05$) higher during day 4 to 16. However, among all treatments, the samples with 2.5% treatment exhibited the lower TBARS values after day 8 to 16 ($p < 0.05$). The TBARS value for the control was significantly ($p < 0.05$) higher at day 16 than that of Chinese cinnamon treated samples. The results suggested that Chinese cinnamon powder was effective against the TBARS formation in the ground lamb during storage at 4°C.

The cinnamon contained active compounds, which can lead to antioxidant and antibacterial actions in meat (Madsen and Bertelsen, 1995). Previous studies reported that the rapid increase in oxidation of control samples in the rainbow trout was due to non-availability of anti-oxidants (Shadman et al., 2017). The findings of present study agreed with the results of Shaltout et al. (2017), who also observed that the addition of cinnamon oil in beef delayed lipid oxidation during storage. Therefore, the reduction of TBARS in Chinese cinnamon treated samples may be caused by the presence of antioxidant compounds like cinnamaldehyde, eugenol and cinnamic acid (Dudonne et al., 2009). These antioxidants compounds may be useful against free radical damage (Dragland et al., 2003).

Microbiological analysis

The effect of Chinese cinnamon powder on the TVC of ground lamb meat stored at 4°C for 16 days was presented in Fig. 3. The TVC of the control group increased immediately and rapidly than other samples treated by Chinese cinnamon powder.

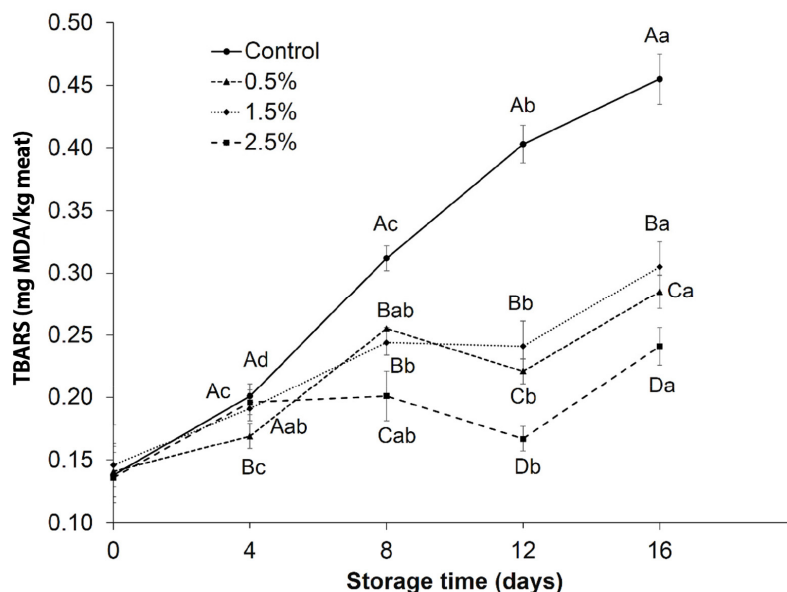


Fig. 2. Effect of different concentrations of Chinese cinnamon powder on the TBARS values of vacuumed ground lamb meat stored at 4°C. Different markers shows mean values while the bars indicated standard deviations at each sampling point (n=3). ^{A-D} Mean with different letters indicated changes between treatments differ significantly (p<0.05). ^{a-d} Mean with different letters showed changes during storage differ significantly (p<0.05). TBARS, thiobarbituric acid reactive substances.

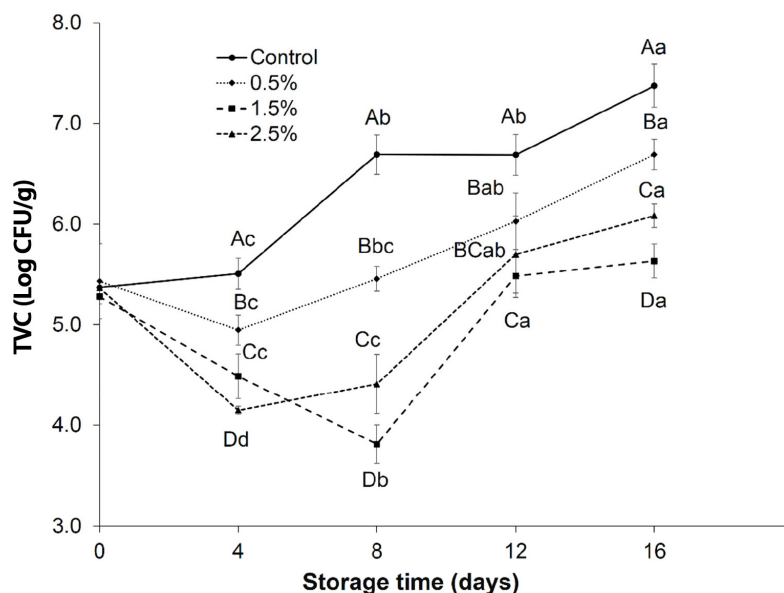


Fig. 3. Effect of different concentrations of Chinese cinnamon powder on the TVC values of vacuumed ground lamb meat stored at 4°C. Different markers shows mean values while the bars indicated standard deviations at each sampling point (n=3). ^{A-D} Mean with different letters indicated changes between treatments differ significantly (p<0.05). ^{a-d} Mean with different letters showed changes during storage differ significantly (p<0.05). TVC, total viable counts.

At initial day, there was no significant difference between the samples of the control and other treated samples. The TVC in control significantly increased (p<0.05) with the increment of time points at day 4 and crossed the limit of 7 log CFU/g at 16 days, while the treated samples retarded the growth of TVC. During the whole period of storage, the samples with 1.5% treatment showed significantly (p<0.05) lower TVC values at days 8 and 16, and the lowest enumeration was counted at day

8. From the obtained results, it was proved that TVC in the ground lamb meat may be inhibited by the addition of Chinese cinnamon powder ($p < 0.05$).

It has been reported that cinnamon inhibited microbes by several ways, such as rupturing of cell wall by the action of antioxidant compounds, disordering the cytoplasmic membrane, cellular components disturbance by leakage, changed fatty acid and phospholipid constituents, affecting the DNA and RNA formation and destroying protein translocation (Bajpai et al., 2013). Comparable results were obtained by Gutierrez et al. (2008), where it was reported that the addition of cinnamon oil was more effective in decreasing the microbial counts in the food ingredients. In another study, cinnamon bark has been proved as a potential source against all pathogenic and spoilage bacteria (Ghabraie et al., 2016). Shaltout et al. (2017) observed that the incorporation of cinnamon oil was more efficient in maintaining meat quality. The reduction in the TVC during storage might be due to the presence of bioactive compounds present in the Chinese cinnamon powder.

Conclusions

In conclusion, Chinese cinnamon powder could maintain the quality of ground lamb meat by reducing the TVC and TBARS. The L^* and a^* values in the ground lamb meat can be affected during the storage by adding the Chinese cinnamon powder with a concentration higher than 0.5%. The results of the present study suggested that Chinese cinnamon powder at a level of 0.5% had the potential to maintain the ground lamb meat quality during storage. So it could be proposed as a natural alternative of synthetic additives to maintain the meat quality.

Conflict of Interest

The authors declare no potential conflict of interest.

Acknowledgements

The authors thank the financial support from the China Agriculture Research System (CARS-38), National Agricultural Science and Technology Innovation Program, Modern Agricultural Talent Support Program-Outstanding Talents and Innovative Team of Agricultural Scientific Research (2016-2020) and National High-level Personnel of Special Support Program in China.

Author Contributions

Conceptualization: Zhang D. Methodology: Li X. Investigation: Hussain Z. Data curation: Hussain Z, Li X, Ijaz M. Software: Ijaz M, Xiao X. Validation: Hou C, Zheng X, Ren C. Writing - original draft: Hussain Z. Writing-review & editing: Hussain Z, Li X, Ijaz M, Xiao X, Hou C, Zheng X, Ren C, Zhang D.

Ethics Approval

This article does not require IRB/IACUC approval because there are no human and animal participants.

References

- Alfonzo A, Martorana A, Guarrasi V, Barbera M, Gaglio R, Santulli A, Settanni L, Galati A, Moschetti G, Francesca N. 2017. Effect of the lemon essential oils on the safety and sensory quality of salted sardines (*Sardina pilchardus* Walbaum 1792). *Food Control* 73:1265-1274.
- Al-Sahlany ST. 2017. Production of biodegradable film from soy protein and essential oil of lemon peel and use it as cheese preservative. *Basrah J Agri Sci* 30:27-35
- Appendini P, Hotchkiss JH. 2002. Review of antimicrobial food packaging. *Innov Food Sci Emerg Technol* 3:113-126.
- Bajpai VK, Sharma A, Baek KH. 2013. Antibacterial mode of action of *Cudrania tricuspidata* fruit essential oil, affecting membrane permeability and surface characteristics of food-borne pathogens. *Food Control* 32:582-590.
- Belles M, Alonso V, Roncales P, Beltran JA. 2017. Effect of borage and green tea aqueous extracts on the quality of lamb leg chops displayed under retail conditions. *Meat Sci* 129:153-160.
- Brilliana IN, Manuhara GJ, Utami R, Khasanah LU. 2017. The effect of cinnamon bark (*Cinnamomum burmanii*) essential oil microcapsules on vacuumed ground beef quality. *IOP Conf Ser Mater Sci Eng* 193:012057.
- Chaijan M, Benjakul S, Visessanguan W, Faustman C. 2005. Changes of pigments and color in sardine (*Sardinella gibbosa*) and mackerel (*Rastrelliger kanagurta*) muscle during iced storage. *Food Chem* 93:607-616.
- Devatkal SK, Naveena BM. 2010. Effect of salt, kinnow and pomegranate fruit by-product powders on color and oxidative stability of raw ground goat meat during refrigerated storage. *Meat Sci* 85:306-311.
- Dragland S, Senoo H, Wake K, Holte K, Blomhoff R. 2003. Several culinary and medicinal herbs are important sources of dietary antioxidants. *J Nutr* 133:1286-1290.
- Dudonne S, Vitrac X, Coutiere P, Woillez M, Merillon JM. 2009. Comparative study of antioxidant properties and total phenolic content of 30 plant extracts of industrial interest using DPPH, ABTS, FRAP, SOD, and ORAC assays. *J Agric Food Chem* 57:1768-1774.
- Elahi R, Mu TH. 2017. High hydrostatic pressure (HHP)-induced structural modification of patatin and its antioxidant activities. *Molecules* 22:438.
- Falowo AB, Fayemi PO, Muchenje V. 2014. Natural antioxidants against lipid-protein oxidative deterioration in meat and meat products: A review. *Food Res Int* 64:171-181.
- Ghabraie M, Vu KD, Tata L, Salmieri S, Lacroix M. 2016. Antimicrobial effect of essential oils in combinations against five bacteria and their effect on sensorial quality of ground meat. *LWT-Food Sci Technol* 66:332-339.
- Grimsrud PA, Xie H, Griffin TJ, Bernlohr DA. 2008. Oxidative stress and covalent modification of protein with bioactive aldehydes. *J Bio Chem* 283:21837-21841.
- Gutierrez J, Barry-Ryan C, Bourke P. 2008. The antimicrobial efficacy of plant essential oil combinations and interactions with food ingredients. *Int J Food Microbiol* 124:91-97.
- Huang Z, Liu X, Jia S, Luo Y. 2017. Antimicrobial effects of cinnamon bark oil on microbial composition and quality of grass carp (*Ctenopharyngodon idellus*) fillets during chilled storage. *Food Control* 82:316-324.
- ISO. 2003. Microbiology of food and animal feeding stuffs — Horizontal method for the enumeration of microorganisms — Colony-count technique at 30 degrees C. International Organization for Standardization, Geneva, Switzerland.
- Jiang J, Xiong YL. 2016. Natural antioxidants as food and feed additives to promote health benefits and quality of meat products: A review. *Meat Sci* 120:107-117.
- Jayaprakasha GK, Negi PS, Jena BS, Jagan Mohan Rao L. 2007. Antioxidant and antimutagenic activities of *Cinnamomum*

- zeylanicum* fruit extracts. *J Food Compos Anal* 20:330-336.
- Krala L. 2001. Colour stability of meat at low processing degree. *Chlodnictwo* 7:36-42.
- Keokamnerd T, Acton JC, Han IY, Dawson PL. 2008. Effect of commercial rosemary oleoresin preparations on ground chicken thigh meat quality packaged in a high-oxygen atmosphere. *Poult Sci* 87:170-179.
- Khaleque MA, Keya CA, Hasan KN, Hoque MM, Inatsu Y, Bari ML. 2016. Use of cloves and cinnamon essential oil to inactivate *Listeria monocytogenes* in ground beef at freezing and refrigeration temperatures. *LWT-Food Sci Technol* 74:219-223.
- Kuspradini H, Putri AS, Sukaton E, Mitsunaga T. 2016. Bioactivity of essential oils from leaves of *Dryobalanops lanceolata*, *Cinnamomum burmannii*, *Cananga odorata*, and *Scorodocarpus borneensis*. *Agric Agric Sci Procedia* 9:411-418.
- Li X, Zhang Y, Li Z, Li M, Liu Y, Zhang D. 2017. The effect of temperature in the range of -0.8 to 4°C on lamb meat color stability. *Meat Sci* 134:28-33.
- Lucera A, Costa C, Conte A, Del Nobile MA. 2012. Food applications of natural antimicrobial compounds. *Front Microbiol* 3:287.
- Lynch MP, Faustman C. 2000. Effect of aldehyde lipid oxidation products on myoglobin. *J Agric Food Chem* 48:600-604.
- Madsen HL, Bertelsen G. 1995. Spices as antioxidants. *Trends Food Sci Technol* 6:271-277.
- Masniyom P, Benjakul S, Visessanguan W. 2002. Shelf-life extension of refrigerated seabass slices under modified atmosphere packaging. *J Sci Food Agric* 82:873-880.
- Ozogul Y, Yuvka I, Ucar Y, Durmus M, Kosker AR, Oz, M, Ozogul F. 2017. Evaluation of effects of nanoemulsion based on herb essential oils (rosemary, laurel, thyme and sage) on sensory, chemical and microbiological quality of rainbow trout (*Oncorhynchus mykiss*) fillets during ice storage. *LWT-Food Sci Technol* 75:677-684.
- Ozunlu O, Ergezer H, Gokce R. 2018. Improving physicochemical, antioxidative and sensory quality of raw chicken meat by using acorn extracts. *LWT-Food Sci Technol* 98:477-484.
- Radha Krishnan K, Babuskin S, Babu PAS, Fayidh MA, Sabina K, Archana G, Sivarajan M, Sukumar M. 2014. Bio protection and preservation of raw beef meat using pungent aromatic plant substances. *J Sci Food Agric* 94:2456-2463.
- Radha Krishnan K, Babuskin S, Babu PAS, Sivarajan M, Sukumar M. 2015. Evaluation and predictive modeling the effects of spice extracts on raw chicken meat stored at different temperatures. *J Food Eng* 166:29-37.
- Rysman T, Van Hecke T, Van Poucke C, De Smet S, Van Royen G. 2016. Protein oxidation and proteolysis during storage and *in vitro* digestion of pork and beef patties. *Food Chem* 209:177-184.
- Shadman S, Hosseini SE, Langroudi HE, Shabani S. 2017. Evaluation of the effect of a sunflower oil-based nanoemulsion with *Zataria multiflora* Boiss. essential oil on the physicochemical properties of rainbow trout (*Oncorhynchus mykiss*) fillets during cold storage. *LWT-Food Sci Technol* 79:511-517.
- Shahidi F, Zhong Y. 2010. Novel antioxidants in food quality preservation and health promotion. *Eur J Lipid Sci Technol* 112:930-940.
- Shaltout FA, Thabet MG, Koura HA. 2017. Impact of some essential oils on the quality aspect and shelf life of meat. *J Nutr Food Sci* 7:647.
- Sivarajan M, Lalithapriya U, Mariajenita P, Vajiha BA, Harini K, Madhushalini D, Sukumar M. 2017. Synergistic effect of spice extracts and modified atmospheric packaging towards non-thermal preservation of chicken meat under refrigerated storage. *Poult Sci* 96:2839-2844.
- Terns MJ, Milkowski AL, Rankin SA, Sindelar JJ. 2011. Determining the impact of varying levels of cherry powder and

- starter culture on quality and sensory attributes of indirectly cured, emulsified cooked sausages. *Meat Sci* 88:311-318.
- Xia X, Kong B, Liu Q, Liu J. 2009. Physicochemical change and protein oxidation in porcine *longissimus dorsi* as influenced by different freeze-thaw cycles. *Meat Sci* 83:239-245.
- Zhang J, Wang Y, Pan DD, Cao JX, Shao XF, Chen YJ, Sun YY, Ou CR. 2016. Effect of black pepper essential oil on the quality of fresh pork during storage. *Meat Sci* 117:130-136.